

BARRINGTON


Barrington is a traditionally trimmed and detailed product design. The worksurface is 1¼" thick with a reverse ogee edge, supported by a detailed pedestal with 2¾" mitered plinth base. All edges are mitered in the corners. Where return and bridge tops join a desk and credenza worksurface, the edge is interrupted and continued with an inside mitered connection. This allows a smooth transition between worksurfaces. A stepped and fluted stile trims the vertical elements on the approach of the desk, the end panels of door and drawer units, and the vertical panels on upper storage components. The tops of high-rise storage units and anchors have a 3" crown molding to complete the traditional detailing. The approach side of the desk has a stepped modesty panel, and the back of credenzas and storage units are flush, finished and do not include the base detail. The finish on the pulls is bright brass. Black locks are standard on all drawers and are keyed alike by set-up.

This price list allows a certain amount of flexibility with the drawer storage components. The box-box-file pedestals (6-6-12) indicated with the letter A and the file-file (12-12) indicated with the letter B are interchangeable. Within the model number, the letters after the dimensional numbers communicate the drawer configuration. These letters indicate the sequence and type of drawer storage on the unit. The A and B pedestals are interchangeable at the same price.

The overall dimensions indicated throughout this price list for each item include the projection of the edge and crown moulding details. When components are configured together to form larger assemblies, this projected detail is eliminated but the body of the unit remains the same. Therefore the overall combined dimension of a configuration will not be the sum of the single unit's dimensions. This assures a transition between components that is tight and free of gaps. Contact the factory for exact dimensions if overall size of a configured unit is required.

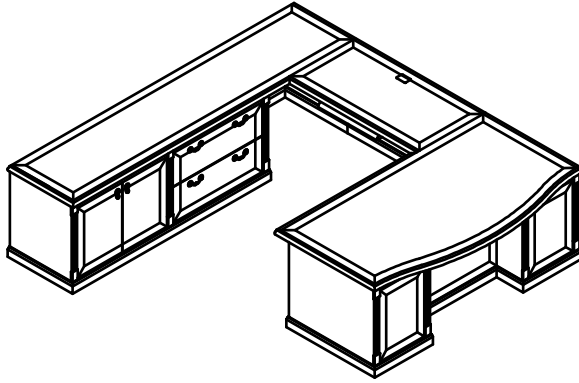
BARRINGTON LE

Barrington LE is an enhanced version of Barrington that introduces accent borders of quartered figured Anigre on primary panels throughout the product offering. This border provides a subtle contrast between the plain sliced bookmatched Cherry infield and the traditionally detailed solid wood trim. Each horizontal worksurface has a 2" short grain border which forms a complete mitered frame. When worksurfaces are connected, the border pattern is continuous on each top even though the edge detail is interrupted for flush transitions between tops. This develops a double border at the connecting joints. Multiple piece table tops have a mitered 3" short grain border at the perimeter edges only to assist the table top in appearing to be one piece. A mitered 1 3/4" short grain border is utilized on the vertical approach panels of the desks and the doors and drawer fronts of all units. The standard configuration of these borders is determined by the locations of the vertical pilaster details. Typically there will be one border pattern within the space established by the vertical pilasters. The Barrington LE reception desk has a mitered 2 1/4" short grain border on the front approach panels and mitered 1 3/4" short grain border on the transaction tops. The reception desk worksurfaces, reception desk drawer fronts and the pilastered table bases DO NOT have the short grain border pattern included in the price. The Barrington LE price column reflects the borders as located in the above descriptions. If a different application of the accent border is required than what is outlined in this pricelist, please contact the factory to discuss the desired placement of the borders and the corresponding price, whether on the tops or vertical panels.



There are a selected number of upper storage units that have individual lite true mullion doors with 1/8" clear antique glass. These doors provide added traditional detailing to the complete Barrington design. The glass doors have mitered solid wood frames that match the body of the unit on the standard Barrington pieces. The Barrington LE glass doors feature the accent quartered figured Anigre short grain veneers on the door frames. The glass door enclosures have adjustable wood shelving included in the price that can be enhanced with optional recessed lighting and optional adjustable glass shelving to provide display storage.

Selected pieces of both Barrington and Barrington LE have available optional 3 piece leather insert tops. The sections of the leather top are divided by 2" solid wood battens. The standard Barrington desk tops with leather insert tops have a 3 1/2" solid ogee edge trim. The leather insert tops on Barrington LE products have 2 1/2" Anigre border between the solid ogee edge and the leather insert panels.



Configuration G/A

overall dimension 109½"D x 108"W x 29"H

Components:

Single Pedestal Desk
Center Drawer

GD0T-4384-CR
ACD-21

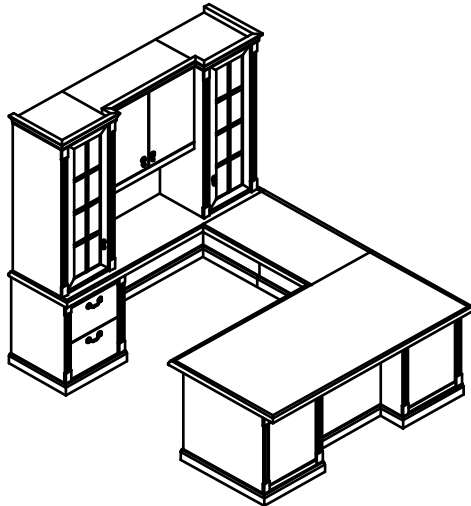
Executive Height Bridge
Articulating Keyboard Tray
Large Black Grommet

GB0-2448
AKTW-22
AGR-BL

Extended Credenza with combination storage

GC0-26108-HHFL

LE shown



Configuration G/B

overall dimension 98½"D x 78"W x 77"H

Components:

Single Pedestal Desk

GD0-3678-CR

Executive Height Bridge

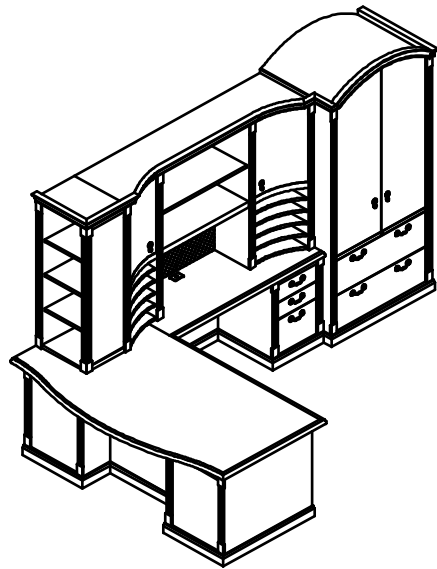
GB0-2142

Single Pedestal Kneespace Credenza

GC0-2178-DL

Split Door Hi-Rise Storage
w/ Wood Framed Glass Door Ends

GSUL331G-2178

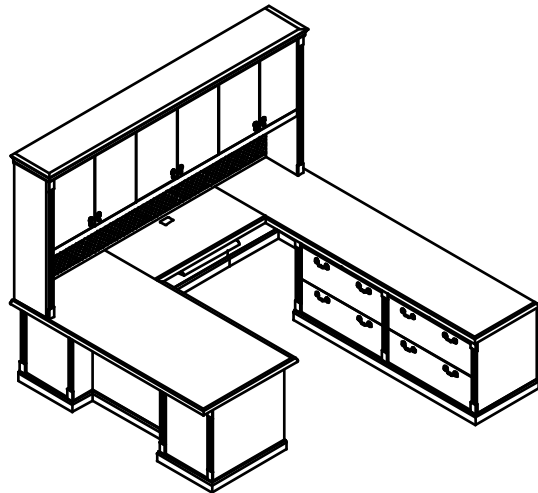


Configuration G/C

overall dimension 72"D x 117¾"W x 81"H

Components:

Single Pedestal Desk w/ Tulip Top	GD0T-4072-BL
Executive Height Return	GR0-2442-AR
End Bookcase	GSBT13-152148
Cove Front High- Rise Storage Tackboard (30")	GSUU311-2166 ATBF-30
Arch Top File Storage Anchor	GSSA132-283681




Configuration G/D

overall dimension 109½"D x 108"W x 77"H

Components:

Single Pedestal Desk	GD0-3672-AL
Executive Height Bridge Articulating Keyboard Tray Large Black Grommet	GB0-2448 AKTW-22 AGR-BL
Extended Credenza with Double Lateral Files	GC0-26108-FFR
Medium Profile Hi-Rise Storage Tackboard (108" - 3 piece) Tasklight (2 - 48" daisy-chained)	GSUH31-17108 ATBF-108 ATD96



Configuration G/E

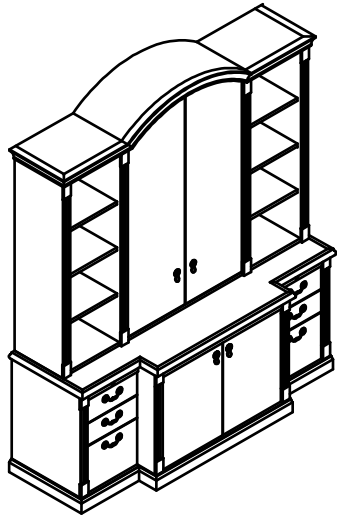
overall dimension 22½"D x 77½"W x 81"H

Components:

Left End Accent Open Shelving GSB0150L-172477

Arch Top File Storage Anchor GSSA132-233681

Right End Accent Open Shelving GSB0150R-172477



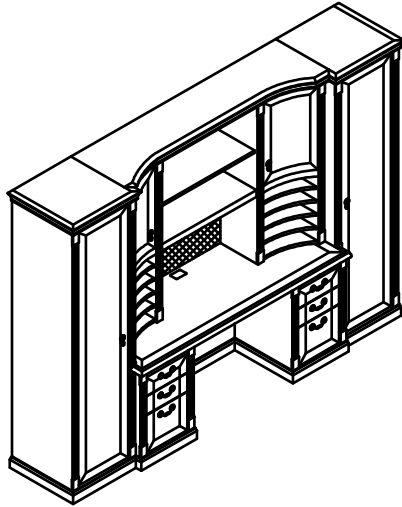
Configuration G/F

overall dimension 25½"D x 84"W x 81"H

Components:

Full Storage Credenza w/ Center Breakfront GCK-2684-CHHC

Arch Top Hi-Rise Storage GSUA333-1784



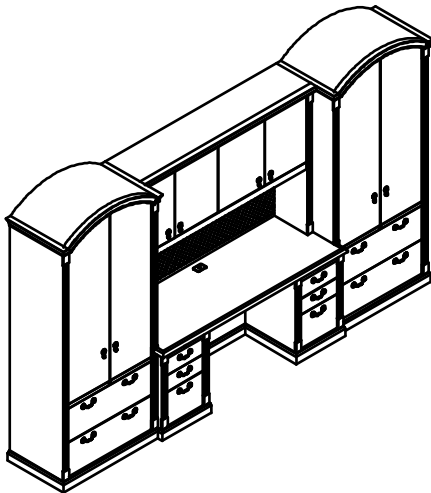
LE shown

Configuration G/G

overall dimension 25½"D x 109"W x 77"H

Components:

Left Hinged Door Anchor (hinged left)	GSH0150L-232177
Double Pedestal Kneespace Credenza Large Black Grommet	GC0-2672-AA AGR-BL
Cove Front Hi-Rise Storage Tackboard (33") Tasklight (24")	GSUU311-2172 ATBF-33 ATL24
Right Hinged Door Anchor (hinged right)	GSH0150R-232277

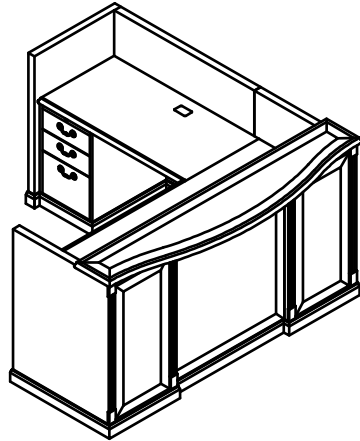


Configuration G/H

overall dimension 25½"D x 137"W x 81"H

Components:

Left Arch Top File Storage Anchor	GSSA132L-233681
Double Pedestal Kneespace Credenza Large Black Grommet	GC0-2672-AA AGR-BL
Medium Profile Hi-Rise Storage Tackboard (72" - 2 piece) Tasklight (48")	GSUH21-1772 ATBF-72 ATL48
Right Arch Top File Storage Anchor	GSSA132R-233681



Configuration G/I

overall dimension 84¾"D x 84"W x 42½"H

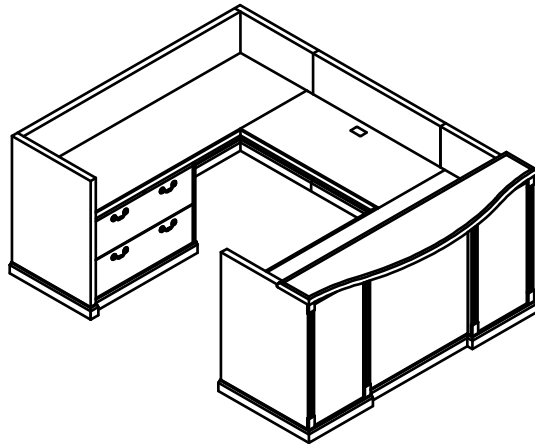
Components:

Reception Desk w/ Single Pedestal
Center Drawer
Large Black Grommet (2)

GD0RTT-3784-CR
ACD-21
AGR-BL

Reception Desk Return w/ Pedestal
Large Black Grommet

GR0R-2448-CL
AGR-BL



Configuration G/J

overall dimension 112¾"D x 84"W x 42½"H

Components:

Reception Desk w/ Single Pedestal
Center Drawer
Large Black Grommet (2)

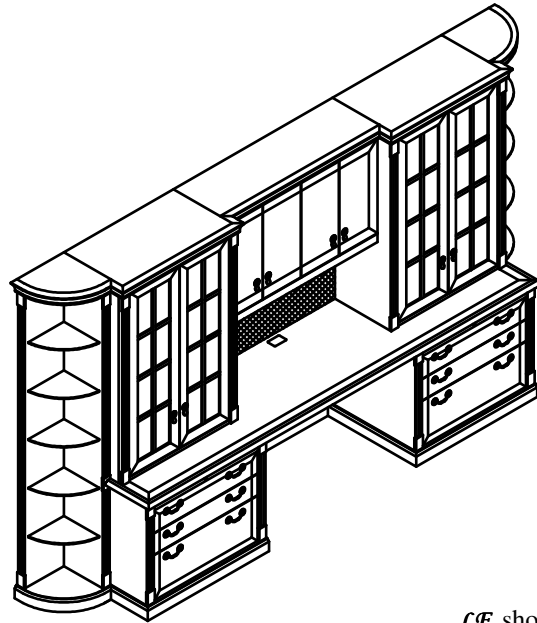
GD0RTT-3784-CR
ACD-21
AGR-BL

Reception Desk Bridge
Large Black Grommet

GB0R-2448
AGR-BL

Reception Desk Credenza

GC0R-2884-FL



LE shown

Configuration G/X

overall dimension 25½"D x 153½"W x 77"H

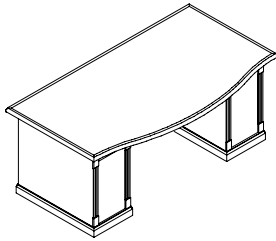
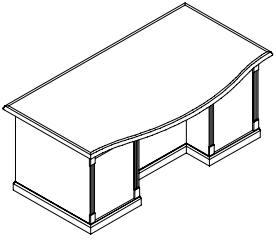
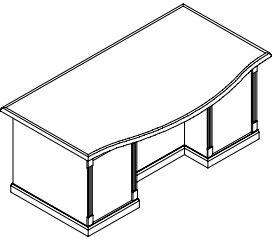
Components:

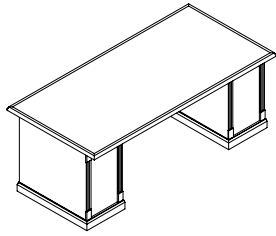
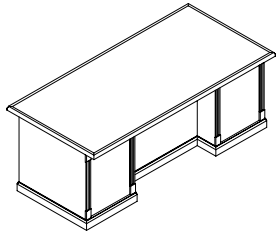
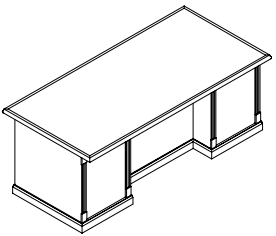
Accent End Open Shelving GSE0150L-171777

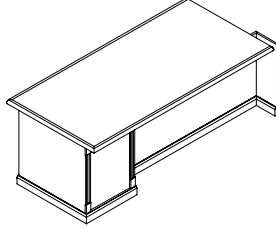
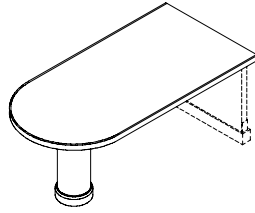
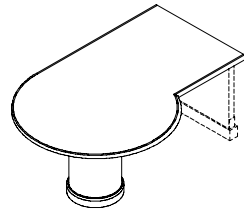
Kneespace Credenza with Double Lateral Files GC0-26120-FF
AGR-BL

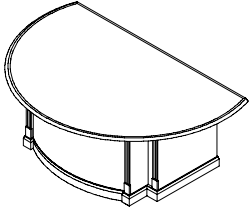
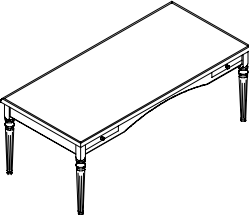
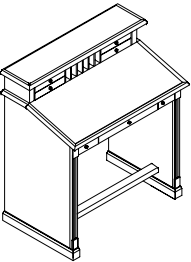
Split Door Hi-Rise Storage with Glass Doors GSUL431G-21120
Tackboard (40") ATBF-40
Tasklight (36") ATL36

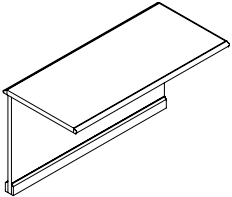
Accent End Open Shelving GSE0150R-171777

Description	Model Number	Overall Dimensions (in.)			Notes
		Depth	Width	Height	
	GDTT-3966-PP	39¼	66	29	2 hinged door pedestals (8" wide door)*
	GDTT-4072-PP	39¾	72	29	2 hinged door pedestals (8" wide door)
	GDTT-4378-PP	42½	78	29	2 hinged door pedestals(11"wide door)*
	GDTT-4384-PP	43¼	84	29	2 hinged door pedestals(11"wide door)
	GDTT-4378-AB	42½	78	29	letter width b/b/f & f/f pedestals
	GDTT-4384-AB	43¼	84	29	letter width b/b/f & f/f pedestals
					*note: narrow pedestal sizes
					LE includes 2" figured anigre short grain border on top with 1¾" figured anigre short grain border on approach pedestal fronts, modesty panels, and seated side drawer fronts. Optional 3 piece leather top.
Compound radius top					
	GD0T-4072-AR	39¾	72	29	letter width b/b/f pedestal right
	GD0T-4378-CR	42½	78	29	legal width b/b/f pedestal right
	GD0T-4384-CR	43¼	84	29	legal width b/b/f pedestal right
Kneespace shelf on left Compound radius top	Specify Left or Right (seated)				LE includes 2" figured anigre short grain border on top with 1¾" figured anigre short grain border on approach pedestal fronts, modesty panels, and seated side drawer fronts. Optional 3 piece leather top.
	GD0T-4072-AB	39¾	72	29	letter width b/b/f & f/f pedestals
	GD0T-4378-CD	42½	78	29	legal width b/b/f & f/f pedestals
	GD0T-4384-CD	43¼	84	29	legal width b/b/f & f/f pedestals
Compound radius top					
					LE includes 2" figured anigre short grain border on top with 1¾" figured anigre short grain border on approach pedestal fronts, modesty panels, and seated side drawer fronts. Optional 3 piece leather top.

Description	Model Number	Overall Dimensions (in.)			Notes
		Depth	Width	Height	
	GDT-3666-PP	36	66	29	2 hinged door pedestals (8" wide door)*
	GDT-3672-PP	36	72	29	2 hinged door pedestals (8" wide door)*
	GDT-3678-PP	36	78	29	2 hinged door pedestals (11" wide door)*
	GDT-3684-PP	36	84	29	2 hinged door pedestals (11" wide door)*
	GDT-3678-AB	36	78	29	letter width b/b/f & f/f pedestals
	GDT-3684-AB	36	84	29	letter width b/b/f & f/f pedestals
					*note: narrow pedestal sizes
					<i>LE</i> includes 2" figured anigre short grain border on top with 1¾" figured anigre short grain borders on approach pedestal fronts and seated side drawer & door fronts. Optional 3 piece leather top.
Rectangular top					
	GD0-3672-AR	36	72	29	letter width b/b/f pedestal right
	GD0-3678-CR	36	78	29	legal width b/b/f pedestal right
	GD0-3684-CR	36	84	29	legal width b/b/f pedestal right
Kneespace shelf on left Rectangular top	Specify Left or Right (seated)				<i>LE</i> includes 2" figured anigre short grain border on top with 1¾" figured anigre short grain border on approach pedestal fronts, modesty panel, and seated side drawer fronts. Optional 3 piece leather top.
	GD0-3672-AB	36	72	29	letter width b/b/f & f/f pedestals
	GD0-3678-CD	36	78	29	legal width b/b/f & f/f pedestals
	GD0-3684-CD	36	84	29	legal width b/b/f & f/f pedestals
Rectangular top					<i>LE</i> includes 2" figured anigre short grain border on top with 1¾" figured anigre short grain border on approach pedestal fronts, modesty panels, and seated side drawer fronts. Optional 3 piece leather top.

Description	Model Number	Overall Dimensions (in.)			Notes
		Depth	Width	Height	
Run-off Desk w/ Single Pedestal 	GDU-3048-AR	30	48	29	letter width b/b/f pedestal right*
	GDU-3054-AR	30	54	29	letter width b/b/f pedestal right
	GDU-3060-CR	30	60	29	legal width b/b/f pedestal right
	GDU-3666-CR	36	66	29	legal width b/b/f pedestal right
	GDU-3672-CR	36	72	29	legal width b/b/f pedestal right
					*note: narrow kneespace
Extension panel in front of modesty Specify L eft or R ight (right shown)					<i>LE</i> includes 2" figured anigre short grain border on top with 1¾" figured anigre short grain border on approach pedestal fronts and seated side drawer fronts
Run-off Racetrack Desk 	GDRU-3048	30	48	29	run-off (no end panel)
	GDRU-3054	30	54	29	run-off (no end panel)
	GDRU-3066	30	66	29	run-off (no end panel)
	GDRU-3666	36	66	29	run-off (no end panel)
	GDRU-3672	36	72	29	run-off (no end panel)
	GDR-3066	30	66	29	free-standing (with end panel and bracing)
	GDR-3666	36	66	29	free-standing (with end panel and bracing)
	GDR-3672	36	72	29	free-standing (with end panel and bracing)
10½" diameter cylinder leg <i>LE</i> includes 2" figured anigre short grain border on top					
Run-off P-Top Desk 	GDP-4266-R	30/42	66	29	run-off (no end panel) 30"w square end
	GDP-4272-R	30/42	72	29	run-off (no end panel) 30"w square end
	GDP-4872-R	36/48	72	29	run-off (no end panel) 36"w square end
	GDP-4878-R	36/48	78	29	run-off (no end panel) 36"w square end
	GDP-4884-R	36/48	84	29	run-off (no end panel) 36"w square end
	GDP-4272	30/42	72	29	free-standing (with end panel and bracing)
	GDP-4878	36/48	78	29	free-standing (with end panel and bracing)
	GDP-4884	36/48	84	29	free-standing (with end panel and bracing)
17½" diameter cylinder leg Conferencing on approach side Specify L eft or R ight (right shown)					<i>LE</i> includes 2" figured anigre short grain border on top

Description	Model Number	Overall Dimensions (in.)			Notes
		Depth	Width	Height	
	GDL00B-5278-ab	52	78	29	
	GDLF0B-5278-ab	52	78	29	sunburst pattern top
	GDL00B-5484-ab	54	84	29	
	GDLF0B-5484-ab	54	84	29	sunburst pattern top
	GDL00B-4872	48	72	29	no pedestals
Includes two mini pedestals (9 ³ / ₈ " w) (box/box/file at left and file/file at right)		<i>LE</i> includes 2" figured anigre short grain border on top with 1 ³ / ₄ " figured anigre short grain on curved approach modesty panel.			
	GTS4A-3072-0-DR2	30	72	29	
	GTS4A-3672-0-DR2	36	72	29	
	GTS4A-3678-0-DR2	36	78	29	
	GTS4A-4284-0-DR2	42	84	29	
Includes 2 personal drawers		<i>LE</i> includes 2" figured anigre short grain border on top. Optional 3 piece leather top (see page 40 for pricing)			
	GDI-3348	33	48	52	
	GDI-3354	33	54	52	
Raised organizer components		<i>LE</i> includes 1 ³ / ₄ " figured anigre short grain border on top cap with a 2" figured anigre short grain border on worksurface			

Description	Model Number	Overall Dimensions (in.)			Notes
		Depth	Width	Height	
	GB0-2124	20½	24	29	
	GB0-2130	20½	30	29	
	GB0-2136	20½	36	29	
	GB0-2142	20½	42	29	
	GB0-2148	20½	48	29	
	GB0-2154	20½	54	29	
	GB0-2424	24	24	29	
	GB0-2430	24	30	29	
	GB0-2436	24	36	29	
	GB0-2442	24	42	29	
	GB0-2448	24	48	29	
	GB0-2454	24	54	29	

Full back panel

LE includes 2" figured anigre short grain border on top

Executive Height Corner Bridge

GBC-3636

36 36 29

Connects to 20½" units each side
"A"=18½"

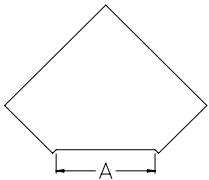
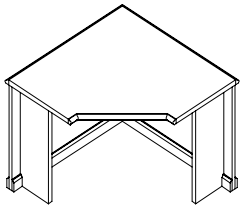
GBC-4242

42 42 29

Connects to 20½" or 24" units*

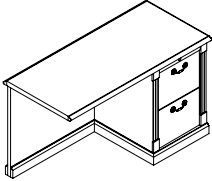
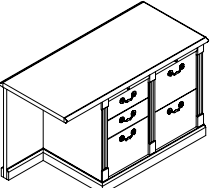
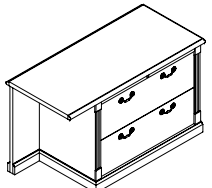
20½" units each side "A" = 27"

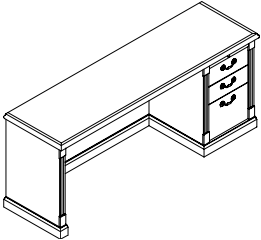
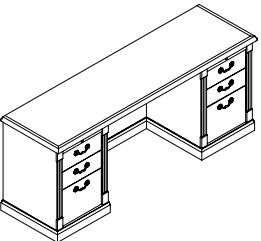
24" unit on one side and 20½ " or 24" unit
on other side "A"=21¾"

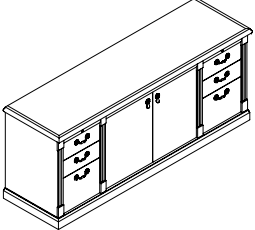


Full back panels with 10" deep perpendicular support legs.

LE includes 2" figured anigre short grain border on top

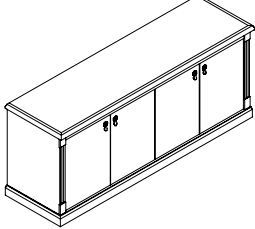
Description	Model Number	Overall Dimensions (in.)			Notes
		Depth	Width	Height	
	GR0-2442-BR	24	42	29	letter width f/f pedestal right*
	GR0-2448-BR	24	48	29	letter width f/f pedestal right
	GR0-2454-DR	24	54	29	legal width f/f pedestal right
					*note: narrow kneespace
Specify Left or Right (right shown)					LE includes 2" figured anigre short grain border on top with 1¾" figured anigre short grain border on drawer & door fronts
	GR0-2442-ABR	24	42	29	letter width b/b/f & f/f pedestals right*
	GR0-2448-ABR	24	48	29	letter width b/b/f & f/f pedestals right*
	GR0-2454-CDR	24	54	29	legal width b/b/f & f/f pedestals right*
					*note: narrow kneespace
Specify Left or Right (right shown)					LE includes 2" figured anigre short grain border on top with 1¾" figured anigre short grain border on drawer & door fronts
	GR0-2442-FR	24	42	29	34½"w lateral file right, 2"w kneespace*
	GR0-2448-FR	24	48	29	34½"w lateral file right, 8"w kneespace*
	GR0-2454-FR	24	54	29	34½"w lateral file right, 14"w kneespace*
					*note: narrow kneespace
Specify Left or Right (right shown)					LE includes 2" figured anigre short grain border on top with 1¾" figured anigre short grain border on drawer & door fronts

Description	Model Number	Overall Dimensions (in.)			Notes
		Depth	Width	Height	
Single Pedestal Kneespace Credenza 	GC0-2172-AR	20½	72	29	letter width b/b/f pedestal
	GC0-2178-CR	20½	78	29	legal width b/b/f pedestal
	GC0-2184-CR	20½	84	29	legal width b/b/f pedestal
	GC0-2196-CR	20½	96	29	legal width b/b/f pedestal
	GC0-2672-AR	25½	72	29	letter width b/b/f pedestal
	GC0-2678-CR	25½	78	29	legal width b/b/f pedestal
	GC0-2684-CR	25½	84	29	legal width b/b/f pedestal
	GC0-2696-CR	25½	96	29	legal width b/b/f pedestal
Specify Left or Right (right shown)					<i>LE</i> includes 2" figured anigre short grain border on top with 1¾" figured anigre short grain border on drawer & door fronts
Double Pedestal Kneespace Credenza 	GC0-2172-AA	20½	72	29	2 letter width b/b/f pedestals*
	GC0-2178-CC	20½	78	29	2 legal width b/b/f pedestals
	GC0-2184-CC	20½	84	29	2 legal width b/b/f pedestals
	GC0-2196-CC	20½	96	29	2 legal width b/b/f pedestals
	GC0-2672-AA	25½	72	29	2 letter width b/b/f pedestals*
	GC0-2678-CC	25½	78	29	2 legal width b/b/f pedestals
	GC0-2684-CC	25½	84	29	2 legal width b/b/f pedestals
	GC0-2696-CC	25½	96	29	2 legal width b/b/f pedestals
					*note: narrow kneespace
					<i>LE</i> includes 2" figured anigre short grain border on top with 1¾" figured anigre short grain border on drawer & door fronts

Description	Model Number	Overall Dimensions (in.)			Notes
		Depth	Width	Height	
	GC0-2166-AHHA	20½	66	29	letter width b/b/f pedestals, 2 hinged doors center
	GC0-2172-AHHA	20½	72	29	letter width b/b/f pedestals, 2 hinged doors center
	GC0-2178-CHHC	20½	78	29	legal width b/b/f pedestals, 2 hinged doors center
	GC0-2184-CHHC	20½	84	29	legal width b/b/f pedestals, 2 hinged doors center
	GC0-2666-AHHA	25½	66	29	letter width b/b/f pedestals, 2 hinged doors center
	GC0-2672-AHHA	25½	72	29	letter width b/b/f pedestals, 2 hinged doors center
	GC0-2678-CHHC	25½	78	29	legal width b/b/f pedestals, 2 hinged doors center
	GC0-2684-CHHC	25½	84	29	legal width b/b/f pedestals, 2 hinged doors center

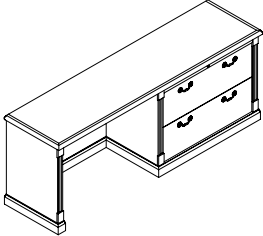
1 adjustable shelf behind pair of center hinged doors

LE includes 2" figured anigre short grain border on top with 1¾" figured anigre short grain border on drawer & door fronts

	GC0-2166-HHHH	20½	66	29	2 bay, 4 hinged doors
	GC0-2172-HHHH	20½	72	29	2 bay, 4 hinged doors
	GC0-2178-HHHH	20½	78	29	2 bay, 4 hinged doors
	GC0-2184-HHHH	20½	84	29	2 bay, 4 hinged doors
	GC0-2666-HHHH	25½	66	29	2 bay, 4 hinged doors
	GC0-2672-HHHH	25½	72	29	2 bay, 4 hinged doors
	GC0-2678-HHHH	25½	78	29	2 bay, 4 hinged doors
	GC0-2684-HHHH	25½	84	29	2 bay, 4 hinged doors

1 adjustable shelf behind each pair of hinged doors
2 pair of equal size hinged doors

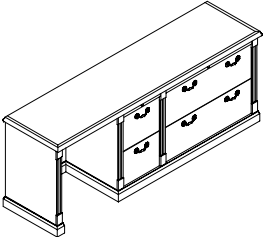
LE includes 2" figured anigre short grain border on top with 1¾" figured anigre short grain border on drawer & door fronts

Description	Model Number	Overall Dimensions (in.)			Notes
		Depth	Width	Height	
	GC0-2166-FR	20½	66	29	1- 34½" w lateral file, 22½" w kneespace*
	GC0-2172-FR	20½	72	29	1- 34½" w lateral file, 28½" w kneespace*
	GC0-2178-FR	20½	78	29	1- 34½" w lateral file, 34½" w kneespace
	GC0-2184-FR	20½	84	29	1- 34½" w lateral file, 40½" w kneespace
	GC0-2666-FR	25½	66	29	1- 34½" w lateral file, 22½" w kneespace*
	GC0-2672-FR	25½	72	29	1- 34½" w lateral file, 28½" w kneespace*
	GC0-2678-FR	25½	78	29	1- 34½" w lateral file, 34½" w kneespace
	GC0-2684-FR	25½	84	29	1- 34½" w lateral file, 40½" w kneespace

*note: narrow kneespace

Specify **Left** or **Right** (right shown)

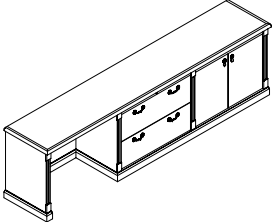
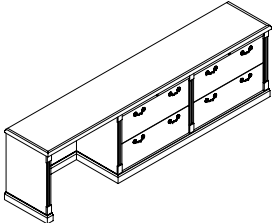
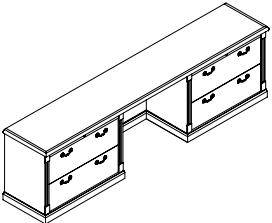
LE includes 2" figured anigre short grain border on top with 1¾" figured anigre short grain border on drawer & door fronts

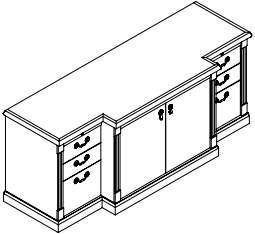
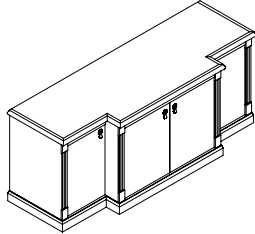
	GC0-2178-AER	20½	78	29	letter width b/b/f pedestal, 1- 28½" w lateral file, 25¼" w kneespace*
	GC0-2184-CFR	20½	84	29	legal width b/b/f pedestal, 1- 34½" w lateral file, 22¼" w kneespace*
	GC0-2196-CFR	20½	96	29	legal width b/b/f pedestal, 1- 34½" w lateral file, 34¼" w kneespace
	GC0-2678-AER	25½	78	29	letter width b/b/f pedestal, 1- 28½" w lateral file, 25¼" w kneespace*
	GC0-2684-CFR	25½	84	29	legal width b/b/f pedestal, 1- 34½" w lateral file, 22¼" w kneespace*
	GC0-2696-CFR	25½	96	29	legal width b/b/f pedestal, 1- 34½" w lateral file, 34¼" w kneespace

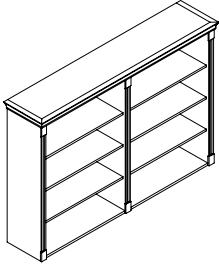
*note: narrow kneespace

Specify **Left** or **Right** (right shown)

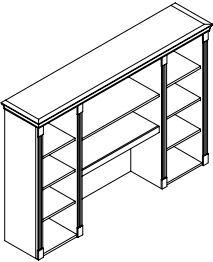
LE includes 2" figured anigre short grain border on top with 1¾" figured anigre short grain border on drawer & door fronts

Description	Model Number	Overall Dimensions (in.)			Notes
		Depth	Width	Height	
Extended Credenza with Combination Storage 	GC0-2196-EHHR	20½	96	29	28½"w lateral file, 28½"w hinged door*
	GC0-21108-FHHR	20½	108	29	34½"w lateral file, 34½"w hinged door*
	GC0-2696-EHHR	25½	96	29	28½"w lateral file, 28½"w hinged door*
	GC0-26108-FHHR	25½	108	29	34½"w lateral file, 34½"w hinged door*
					*note: 29¼"w kneespace
Specify Left or Right (right shown) Units larger than 96" will ship in 3 sections					LE includes 2" figured anigre short grain border on top with 1¾" figured anigre short grain border on drawer & door fronts
Extended Credenza with Double Lateral Files 	GC0-2196-EER	20½	96	29	2- 28½"w lateral files*
	GC0-21108-FFR	20½	108	29	2- 34½"w lateral files*
	GC0-2696-EER	25½	96	29	2- 28½"w lateral files*
	GC0-26108-FFR	25½	108	29	2- 34½"w lateral files*
					*note: 29¼"w kneespace
Specify Left or Right (right shown) Units larger than 96" will ship in 3 sections					LE includes 2" figured anigre short grain border on top with 1¾" figured anigre short grain border on drawer & door fronts
Extended Kneespace Credenza with Double Lateral Files 	GC0-21108-FF	20½	108	29	2- 34½"w lateral files, 28"w center*
	GC0-21120-FF	20½	120	29	2- 34½"w lateral files, 40"w center
	GC0-26108-FF	25½	108	29	2- 34½"w lateral files, 28"w center*
	GC0-26120-FF	25½	120	29	2- 34½"w lateral files, 40"w center
					*note: narrow kneespace
Units larger than 96" will ship in 3 sections					LE includes 2" figured anigre short grain border on top with 1¾" figured anigre short grain border on drawer & door fronts

Description	Model Number	Overall Dimensions (in.)			Notes
		Depth	Width	Height	
 <p>Full Storage Credenza with Center Breakfront</p>	GCK-2666-AHHA	25½	66	29	letter width b/b/f pedestals, 2 hinged doors center
	GCK-2672-AHHA	25½	72	29	letter width b/b/f pedestals, 2 hinged doors center
	GCK-2678-CHHC	25½	78	29	legal width b/b/f pedestals, 2 hinged doors center
	GCK-2684-CHHC	25½	84	29	legal width b/b/f pedestals, 2 hinged doors center
<p>5"d front projection 1 adjustable shelf behind pair of center hinged doors</p>					<p>LE includes 2" figured anigre short grain border on top with 1¾" figured anigre short grain border on drawer & door fronts</p>
 <p>Full Storage Credenza with Center Breakfront</p>	GCK-2666-HHHH	25½	66	29	3 bay, 4 hinged doors
	GCK-2672-HHHH	25½	72	29	3 bay, 4 hinged doors
	GCK-2678-HHHH	25½	78	29	3 bay, 4 hinged doors
	GCK-2684-HHHH	25½	84	29	3 bay, 4 hinged doors
<p>5"d front projection 1 adjustable shelf each bay 1 adjustable shelf behind each outside door</p>					<p>LE includes 2" figured anigre short grain border on top with 1¾" figured anigre short grain border on drawer & door fronts</p>

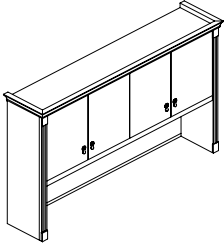
Description	Model Number	Overall Dimensions (in.)			Notes
		Depth	Width	Height	
	GSUS23-1766	16 ³ / ₄	66	48	2 bay, open shelves
	GSUS23-1772	16 ³ / ₄	72	48	2 bay, open shelves
	GSUS23-1778	16 ³ / ₄	78	48	2 bay, open shelves
	GSUS23-1784	16 ³ / ₄	84	48	2 bay, open shelves
	GSUS33-1796	16 ³ / ₄	96	48	3 bay, open shelves
	GSUS33-17108	16 ³ / ₄	108	48	3 bay, open shelves
	GSUS33-17120	16 ³ / ₄	120	48	3 bay, open shelves

3 adjustable shelves each bay
Units larger than 96" will ship in 3 sections

	GSUB331-1766	16 ³ / ₄	66	48	end open shelves, single bay center shelf
	GSUB331-1772	16 ³ / ₄	72	48	end open shelves, single bay center shelf
	GSUB331-1778	16 ³ / ₄	78	48	end open shelves, single bay center shelf
	GSUB431-1784	16 ³ / ₄	84	48	end open shelves, double bay center shelf
	GSUB431-1796	16 ³ / ₄	96	48	end open shelves, double bay center shelf
	GSUB331-17108	16 ³ / ₄	108	48	end open shelves, single bay center shelf
	GSUB431-17120	16 ³ / ₄	120	48	end open shelves, double bay center shelf

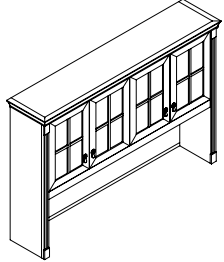
3 adjustable end shelves
1 adjustable center shelf
1 fixed center shelf
Units larger than 96" will ship in 3 sections

(note: 20" clearance between center
fixed bottom shelf and worksurface)

Description	Model Number	Overall Dimensions (in.)			Notes
		Depth	Width	Height	
Medium Profile Hi-Rise Storage with Wood Doors 	GSUH21-1766	16¾	66	48	2 bay, 4 hinged doors
	GSUH21-1772	16¾	72	48	2 bay, 4 hinged doors
	GSUH21-1778	16¾	78	48	2 bay, 4 hinged doors
	GSUH21-1784	16¾	84	48	2 bay, 4 hinged doors
	GSUH31-1796	16¾	96	48	3 bay, 6 hinged doors
	GSUH31-17108	16¾	108	48	3 bay, 6 hinged doors
	GSUH31-17120	16¾	120	48	3 bay, 6 hinged doors
(note: 20" clearance between fixed bottom shelf and worksurface)					

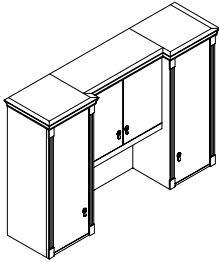
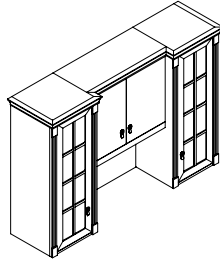
1 adjustable shelf behind each pair of doors
 Units larger than 96" will ship in 3 sections

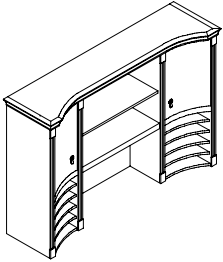
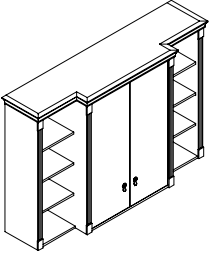
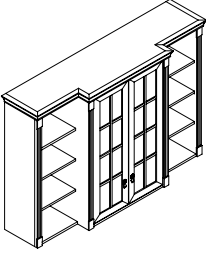
LE includes 2¼" figured anigre short grain border on panel door fronts

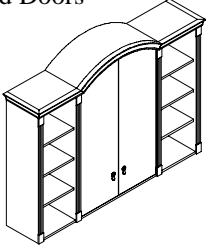
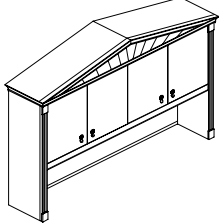
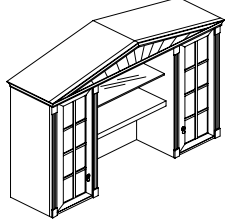
Medium Profile Hi-Rise Storage with Wood Framed Glass Doors 	GSUH210G-1766	16¾	66	48	2 bay, 4 hinged doors
	GSUH210G-1772	16¾	72	48	2 bay, 4 hinged doors
	GSUH210G-1778	16¾	78	48	2 bay, 4 hinged doors
	GSUH210G-1784	16¾	84	48	2 bay, 4 hinged doors
	GSUH310G-1796	16¾	96	48	3 bay, 6 hinged doors
	GSUH310G-17108	16¾	108	48	3 bay, 6 hinged doors
	GSUH310G-17120	16¾	120	48	3 bay, 6 hinged doors
(note: 20" clearance between fixed bottom shelf and worksurface)					

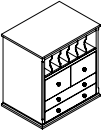
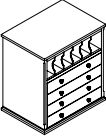
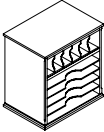
1 adjustable shelf behind each pair of doors
 Units larger than 96" will ship in 3 sections




LE includes 2¼" figured anigre short grain border on glass doors




Description	Model Number	Overall Dimensions (in.)			Notes
		Depth	Width	Height	
 <p>Split Door Hi-Rise Storage with Wood Doors</p>	GSUL331-2166	20½	66	48	single door ends, 2 doors center
	GSUL331-2172	20½	72	48	single door ends, 2 doors center
	GSUL331-2178	20½	78	48	single door ends, 2 doors center
	GSUL431-2184	20½	84	48	single door ends, 4 doors center
	GSUL431-2196	20½	96	48	single door ends, 4 doors center
	GSUL331-21108	20½	108	48	double door ends, 4 doors center
	GSUL431-21120	20½	120	48	double door ends, 4 doors center
<p>1 adjustable shelf behind center doors 3 adjustable shelves behind each end door Unit will ship in 3 sections</p>					(note: 20" clearance between center fixed bottom shelf and worksurface)
					LE includes 2¼" figured anigre short grain border on panel door fronts
 <p>Split Door Hi-Rise Storage with Wood Framed Glass Door Ends</p>	GSUL331G-2166	20½	66	48	single door ends, 2 doors center
	GSUL331G-2172	20½	72	48	single door ends, 2 doors center
	GSUL331G-2178	20½	78	48	single door ends, 2 doors center
	GSUL431G-2184	20½	84	48	single door ends, 4 doors center
	GSUL431G-2196	20½	96	48	single door ends, 4 doors center
	GSUL331G-21108	20½	108	48	double door ends, 4 doors center
	GSUL431G-21120	20½	120	48	double door ends, 4 doors center
<p>1 adjustable shelf behind center doors 3 adjustable shelves behind each end door Unit will ship 3 sections</p>					(note 20" clearance between center fixed bottom shelf and worksurface)
					(note: 20" clearance between center fixed bottom shelf and worksurface)
					LE includes 2¼" figured anigre short grain border on panel door fronts and 2¼" figured anigre short grain border on glass doors

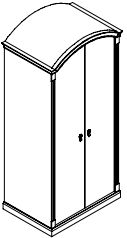

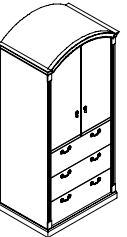
Description	Model Number	Overall Dimensions (in.)			Notes
		Depth	Width	Height	
 <p>Cove Front Hi-Rise Storage</p>	GSUU311-2166	20½	66	48	curved end doors, open center shelf
	GSUU311-2172	20½	72	48	curved end doors, open center shelf
	GSUU311-2178	20½	78	48	curved end doors, open center shelf
	GSUU311-2184	20½	84	48	curved end doors, open center shelf
3 curved front organizer shelves beneath each curved door					(note: 20" clearance between center fixed bottom shelf and worksurface)
					LE includes 2¼" figured anigre short grain border on panel door fronts
 <p>Breakfront Hi-Rise Storage</p>	GSUK333-2166	20½	66	48	open end shelving, 2 hinged doors center
	GSUK333-2172	20½	72	48	open end shelving, 2 hinged doors center
	GSUK333-2178	20½	78	48	open end shelving, 2 hinged doors center
	GSUK333-2184	20½	84	48	open end shelving, 2 hinged doors center
3 curved front organizer shelves 3 adjustable shelves each end					LE includes 2¼" figured anigre short grain border on panel door fronts
 <p>Breakfront Hi-Rise Storage with Wood Framed Glass Doors</p>	GSUK333G-2166	20½	66	48	open end shelving, 2 hinged doors center
	GSUK333G-2172	20½	72	48	open end shelving, 2 hinged doors center
	GSUK333G-2178	20½	78	48	open end shelving, 2 hinged doors center
	GSUK333G-2184	20½	84	48	open end shelving, 2 hinged doors center
3 curved front organizer shelves 3 adjustable shelves each end					LE includes 2¼" figured anigre short grain border on glass doors

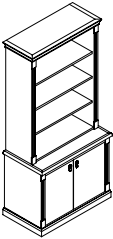
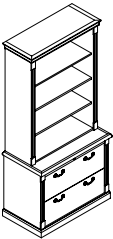
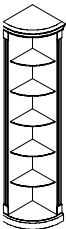
Description	Model Number	Overall Dimensions (in.)			Notes
		Depth	Width	Height	
Arch Top Hi-Rise Storage with Wood Doors 	GSUA333-1766	16 ³ / ₄	66	52	open end shelving, 2 hinged doors center
	GSUA333-1772	16 ³ / ₄	72	52	open end shelving, 2 hinged doors center
	GSUA333-1778	16 ³ / ₄	78	52	open end shelving, 2 hinged doors center
	GSUA333-1784	16 ³ / ₄	84	52	open end shelving, 2 hinged doors center
3 adjustable shelves each end and behind pair of center hinged doors					<i>LE</i> includes 2 1/4" figured anigre short grain border on panel door fronts
Medium Profile Hi-Rise Storage with Pediment Top 	GSH210P-1766	16 ³ / ₄	66	56 ⁷ / ₈	2 bay, 4 hinged doors
	GSH210P-1772	16 ³ / ₄	72	57 ⁵ / ₈	2 bay, 4 hinged doors
	GSH210P-1778	16 ³ / ₄	78	58 ¹ / ₂	2 bay, 4 hinged doors
	GSH210P-1784	16 ³ / ₄	84	59 ¹ / ₄	2 bay, 4 hinged doors
(note: 20" clearance between fixed bottom shelf and worksurface)					
1 adjustable shelf behind each pair of doors					<i>LE</i> includes 2 1/4" figured anigre short grain border on panel door fronts
Split Door Hi-Rise Storage with Pediment Top 	GSUI331P-1766	16 ³ / ₄	66	56 ⁷ / ₈	single wood framed glass door ends
	GSUI331P-1772	16 ³ / ₄	72	57 ⁵ / ₈	single wood framed glass door ends
	GSUI331P-1778	16 ³ / ₄	78	58 ¹ / ₂	single wood framed glass door ends
	GSUI331P-1784	16 ³ / ₄	84	59 ¹ / ₄	single wood framed glass door ends
(note: 20" clearance between fixed bottom shelf and worksurface)					
3 adjustable shelves behind end doors					
1 adjustable center shelf					<i>LE</i> includes 2 1/4" figured anigre short grain border on glass doors




Description	Model Number	Overall Dimensions (in.)			Notes
		Depth	Width	Height	
Upper Storage Combination Organizer	GSPT-1215	12¼	15¾	20	vertical dividers, 2- 6½"w drawers, 2- 13"w drawers
	GSPT-1218	12¼	18¾	20	vertical dividers, 2- 8"w drawers, 2- 16"w drawers
 <p>Vertical slot dividers above 2 box drawers and 2- 27/8" drawers below</p>					
Upper Storage Organizer	GSPD-1215	12¼	15¾	20	vertical dividers, 4- 13"w drawers
	GSPD-1218	12¼	18¾	20	vertical dividers, 4- 16"w drawers
 <p>Vertical slot dividers above 4- 27/8" drawers below</p>					
Upper Storage Organizer	GSPL-1215	12¼	15¾	20	vertical dividers, 4- 13" w shelves
	GSPL-1218	12¼	18¾	20	vertical dividers, 4- 16" w shelves
 <p>Vertical slot dividers above 4 shelves below</p>					

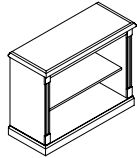
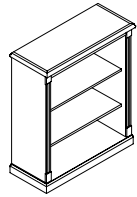
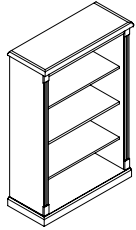
Description	Model Number	Overall Dimensions (in.)			Notes	
		Depth	Width	Height		
	Full Shelving Anchor Storage	GSH015R-232177	22½	21¼	77	full height hinged door
		GSH015R-232577	22½	24¼	77	full height hinged door
		GSH015R-282177	27½	21¼	77	full height hinged door
		GSH015R-282577	27½	24¼	77	full height hinged door
					(note: no lock standard)	
5 adjustable shelves behind door					LE includes 1¾" figured anigre short grain border on panel door fronts	
Specify L eft or R ight hinged door (right shown)						
	Full Shelving Anchor Storage	GSH015-233677	22½	35½	77	2 full height hinged doors
		GSH015-234277	22½	41½	77	2 full height hinged doors
		GSH015-283677	27½	35½	77	2 full height hinged doors
		GSH015-284277	27½	41½	77	2 full height hinged doors
					(note: no lock standard)	
5 adjustable shelves behind doors					LE includes 1¾" figured anigre short grain border on panel door fronts	
	Wardrobe-Shelving Anchor Storage	GSD025-283677	27½	35½	77	2 full height hinged doors
		GSD025-284277	27½	41½	77	2 full height hinged doors
					(note: no lock standard)	
5 adjustable shelves on right half					LE includes 1¾" figured anigre short grain border on panel door fronts	
Coat rod on left half						

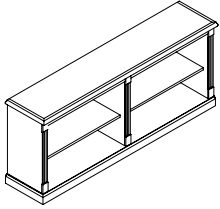
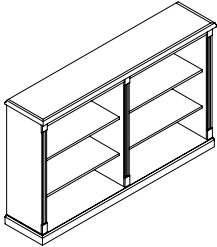
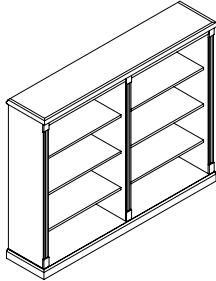
Description	Model Number	Overall Dimensions (in.)			Notes
		Depth	Width	Height	
 <p>File-Storage Anchor</p>	GSS0132R-232177	22½	21¼	77	2 letter width file drawers
	GSS0132R-232477	22½	24¼	77	2 legal width file drawers
	GSS0132R-282177	27½	21¼	77	2 letter width file drawers
	GSS0132R-282477	27½	24¼	77	2 legal width file drawers
					(note: lock standard on drawers only)
3 adjustable upper shelves behind hinged door					LE includes 1¾" figured anigre short grain border on drawer & door fronts
Specify L eft or R ight hinged door (right shown)					
 <p>File-Storage Anchor</p>	GSS0132-233677	22½	35½	77	2- 28½"w lateral file drawers
	GSS0132-234277	22½	41½	77	2- 34½"w lateral file drawers
	GSS0132-283677	27½	35½	77	2- 28½"w lateral file drawers
	GSS0132-284277	27½	41½	77	2- 34½"w lateral file drawers
					(note: lock standard on drawers only)
3 adjustable upper shelves behind pair of hinged doors					LE includes 1¾" figured anigre short grain border on drawer & door fronts
 <p>File-Storage Anchor w/ 3 Drawers</p>	GSS0123-233677	22½	35½	77	3- 28½"w lateral file drawers
	GSS0123-234277	22½	41½	77	3- 34½"w lateral file drawers
	GSS0123-283677	27½	35½	77	3- 28½"w lateral file drawers
	GSS0123-284277	27½	41½	77	3- 34½"w lateral file drawers
					(note: lock standard on drawers only)
2 adjustable upper shelves behind pair of hinged doors					LE includes 1¾" figured anigre short grain border on drawer & door fronts

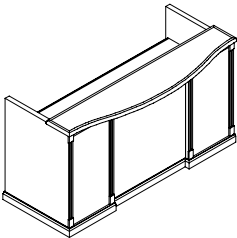
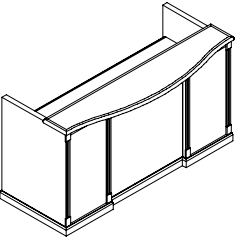
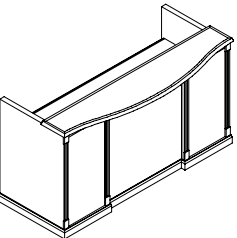
Description	Model Number	Overall Dimensions (in.)			Notes
		Depth	Width	Height	
	GSDA25-283681	27½	35½	81	2 arched top hinged doors
	GSDA25-284281	27½	41½	81	2 arched top hinged doors
5 adjustable shelves on right half Coat rod on left half					(note: lock standard on drawers only) LE includes 1¾" figured anigre short grain border on panel door fronts
	GSSA132-233681	22½	35½	81	2- 28½"w lateral file drawers
	GSSA132-234281	22½	41½	81	2- 34½"w lateral file drawers
	GSSA132-283681	27½	35½	81	2- 28½"w lateral file drawers
	GSSA132-284281	27½	41½	81	2- 34½"w lateral file drawers
3 adjustable upper shelves behind pair of hinged doors					(note: lock standard on drawers only) LE includes 1¾" figured anigre short grain border on drawer & door fronts
	GSSA123-233681	22½	35½	81	3- 28½"w lateral file drawers
	GSSA123-234281	22½	41½	81	3- 34½"w lateral file drawers
	GSSA123-283681	27½	35½	81	3- 28½"w lateral file drawers
	GSSA123-284281	27½	41½	81	3- 34½"w lateral file drawers
2 adjustable upper shelves behind pair of hinged doors					(note: lock standard on drawers only) LE includes 1¾" figured anigre short grain border on drawer & door fronts

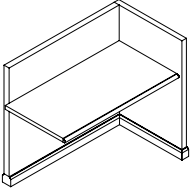
Description	Model Number	Overall Dimensions (in.)			Notes
		Depth	Width	Height	
	GSHB131-213677	20½	35½	77	adjustable shelf behind lower hinged doors, upper adjustable shelving
	GSHB131-214277	20½	41½	77	adjustable shelf behind lower hinged doors, upper adjustable shelving
	GSHB131-263677	25½	35½	77	adjustable shelf behind lower hinged doors, upper adjustable shelving
	GSHB131-264277	25½	41½	77	adjustable shelf behind lower hinged doors, upper adjustable shelving
					(note: no lock standard)
3 adjustable upper shelves 16¾" upper unit depth					LE includes 1¾" figured anigre short grain border on panel door fronts
	GSFB132-213677	20½	35½	77	2- 28½"w lateral file drawers
	GSFB132-214277	20½	41½	77	2- 34½"w lateral file drawers
	GSFB132-263677	25½	35½	77	2- 28½"w lateral file drawers
	GSFB132-264277	25½	41½	77	2- 34½"w lateral file drawers
					(note: lock standard on drawers)
3 adjustable upper shelves 16¾" upper unit depth					LE includes 1¾" figured anigre short grain border on drawer fronts
	GSE015-171777	16¾	16¾	77	5 adjustable shelves
	GSE015-172177	16¾	21¼	77	5 adjustable shelves
	GSE015-172477	16¾	24¼	77	5 adjustable shelves

Description	Model Number	Overall Dimensions (in.)			Notes
		Depth	Width	Height	
2 Drawer Lateral File	GSF0102-2136	20½	35½	29	2- 28½"w lateral file drawers
	GSF0102-2142	20½	41½	29	2- 34½"w lateral file drawers
					
<i>LE includes 1¼" figured anigre short grain border on drawer fronts</i>					
3 Drawer Lateral File	GSF0103-2136	20½	35½	42½	3- 28½"w lateral file drawers
	GSF0103-2142	20½	41½	42½	3- 34½"w lateral file drawers
					
<i>LE includes 1¼" figured anigre short grain border on drawer fronts</i>					
4 Drawer Lateral File	GSF0104-2136	20½	35½	54¾	4- 28½"w lateral file drawers
	GSF0104-2142	20½	41½	54¾	4- 34½"w lateral file drawers
					
<i>LE includes 1¼" figured anigre short grain border on drawer fronts</i>					

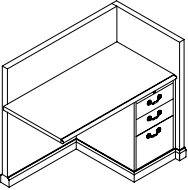
Description	Model Number	Overall Dimensions (in.)			Notes
		Depth	Width	Height	
Single Bay Bookcase	GSB011-1535	14½	35½	29	1 adjustable shelf
	GSB011-1541	14½	41½	29	1 adjustable shelf
					
Single Bay Bookcase	GSB012-1536	14½	35½	42½	2 adjustable shelves
	GSB012-1542	14½	41½	42½	2 adjustable shelves
					
Single Bay Bookcase	GSB013-1536	14½	35½	54¾	3 adjustable shelves
	GSB013-1542	14½	41½	54¾	3 adjustable shelves
					

Description	Model Number	Overall Dimensions (in.)			Notes
		Depth	Width	Height	
Double Bay Bookcase 	GSB021-1566	14½	66	29	1 adjustable shelf each bay
	GSB021-1578	14½	78	29	1 adjustable shelf each bay
Double Bay Bookcase 	GSB022-1566	14½	66	42½	2 adjustable shelves each bay
	GSB022-1578	14½	78	42½	2 adjustable shelves each bay
Double Bay Bookcase 	GSB023-1566	14½	66	54¾	3 adjustable shelves each bay
	GSB023-1578	14½	78	54¾	3 adjustable shelves each bay

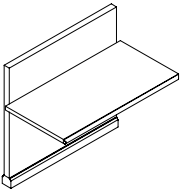
Description	Model Number	Overall Dimensions (in.)			Notes
		Depth	Width	Height	
	GD0RTT-3572	35¼	72	42½	
	GD0RTT-3784	36¾	84	42½	
	GD0RTT-3896	38	96	42½	
Tulip transaction top is shipped separate from desk		<i>LE</i> includes 2¼" figured anigre short grain border on approach front panels with 1¾" figured anigre short grain border on transaction top			
	GD0RTT-3572-AR	35¼	72	42½	letter width b/b/f pedestal
	GD0RTT-3784-CR	36¾	84	42½	legal width b/b/f pedestal
	GD0RTT-3896-CR	38	96	42½	legal width b/b/f pedestal
Tulip transaction top is shipped separate from desk Specify Left or Right		<i>LE</i> includes 2¼" figured anigre short grain border on approach front panels with 1¾" figured anigre short grain border on transaction top			
(Right indicated)					
	GD0RTT-3572-AB	35¼	72	42½	letter width b/b/f & f/f pedestals
	GD0RTT-3784-CD	36¾	84	42½	legal width b/b/f & f/f pedestals
	GD0RTT-3896-CD	38	96	42½	legal width b/b/f & f/f pedestals
Tulip transaction top is shipped separate from desk		<i>LE</i> includes 2¼" figured anigre short grain border on approach front panels with 1¾" figured anigre short grain border on transaction top			

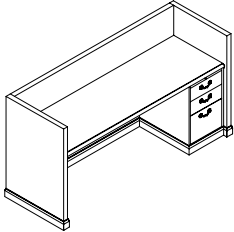
Description	Model Number	Overall Dimensions (in.)			Notes
		Depth	Width	Height	
	GR0R-2442- R	24	42	40½	
	GR0R-2448- R	24	48	40½	
	GR0R-2454- R	24	54	40½	

Executive height worksurface
Specify **L**eft or **R**ight (right shown)

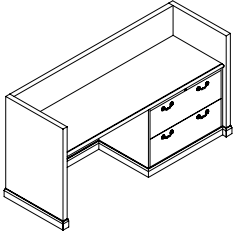
	GR0R-2442- AR	24	42	40½	letter width b/b/f pedestal
	GR0R-2448- CR	24	48	40½	legal width b/b/f pedestal
	GR0R-2454- CR	24	54	40½	legal width b/b/f pedestal

Executive height worksurface
Specify **L**eft or **R**ight (right shown)

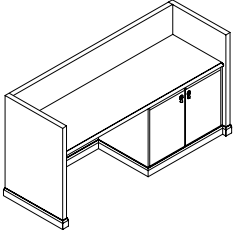
	GB0R-2442	24	42	40½	
	GB0R-2448	24	48	40½	
	GB0R-2454	24	54	40½	

Description	Model Number	Overall Dimensions (in.)			Notes
		Depth	Width	Height	
	GC0R-2372-AR	23	70½	40½	letter width b/b/f pedestal right
	GC0R-2384-CR	23	82½	40½	legal width b/b/f pedestal right
	GC0R-2396-CR	23	94½	40½	legal width b/b/f pedestal right
	GC0R-2872-AR	28	70½	40½	letter width b/b/f pedestal right
	GC0R-2884-CR	28	82½	40½	legal width b/b/f pedestal right
	GC0R-2896-CR	28	94½	40½	legal width b/b/f pedestal right

Specify **Left** or **Right** (right shown)

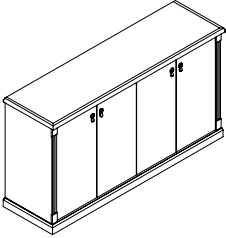
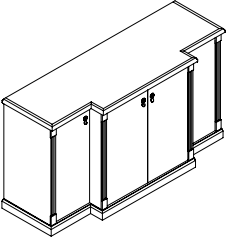
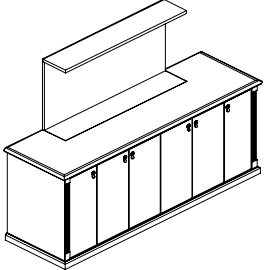
	GC0R-2372-ER	23	70½	40½	30" w lateral file right
	GC0R-2384-FR	23	82½	40½	36" w lateral file right
	GC0R-2396-FR	23	94½	40½	36" w lateral file right
	GC0R-2872-ER	28	70½	40½	30" w lateral file right
	GC0R-2884-FR	28	82½	40½	36" w lateral file right
	GC0R-2896-FR	28	94½	40½	36" w lateral file right

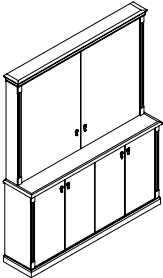
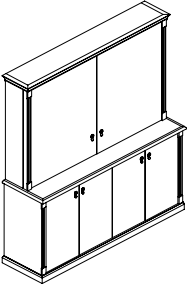
Specify **Left** or **Right** (right shown)

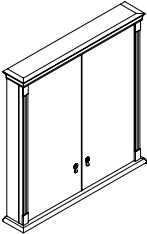
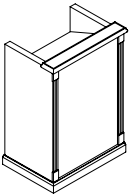
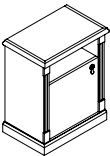
	GC0R-2372-HHR	23	70½	40½	30" w hinged door right
	GC0R-2384-HHR	23	82½	40½	36" w hinged door right
	GC0R-2396-HHR	23	94½	40½	36" w hinged door right
	GC0R-2872-HHR	28	70½	40½	30" w hinged door right
	GC0R-2884-HHR	28	82½	40½	36" w hinged door right
	GC0R-2896-HHR	28	94½	40½	36" w hinged door right


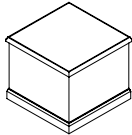
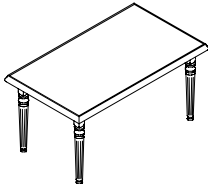
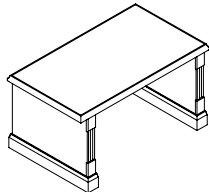
1 adjustable shelf behind doors

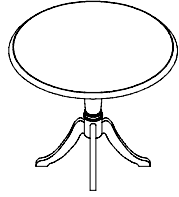
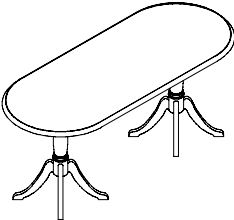
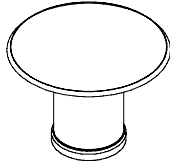
Specify **Left** or **Right** (right shown)

Description	Model Number	Overall Dimensions (in.)			Notes
		Depth	Width	Height	
 <p>Conference Room Credenza</p>	GC0V-2172-HHHH	20½	72	36	2 bay, 4 hinged doors
	GC0V-2184-HHHH	20½	84	36	2 bay, 4 hinged doors
	GC0V-2196-HHHHHH	20½	96	36	3 bay, 6 hinged doors
	GC0V-2672-HHHH	25½	72	36	2 bay, 4 hinged doors
	GC0V-2684-HHHH	25½	84	36	2 bay, 4 hinged doors
	GC0V-2696-HHHHHH	25½	96	36	3 bay, 6 hinged doors
2 adjustable shelves behind each pair of hinged doors		<i>LE</i> includes 2" figured anigre short grain border on top with 1¾" figured anigre short grain border on door fronts			
 <p>Conference Room Credenza</p>	GCKV-2172-HHHH	20½	72	36	3 bay, 4 hinged doors
	GCKV-2184-HHHH	20½	84	36	3 bay, 4 hinged doors
	GCKV-2196-HHHH	20½	96	36	3 bay, 4 hinged doors
	GCKV-2672-HHHH	25½	72	36	3 bay, 4 hinged doors
	GCKV-2684-HHHH	25½	84	36	3 bay, 4 hinged doors
	GCKV-2696-HHHH	25½	96	36	3 bay, 4 hinged doors
Center section projects 4" from ends 2 adjustable shelves each bay		<i>LE</i> includes 2" figured anigre short grain border on top with 1¾" figured anigre short grain border on door fronts			
 <p>Plasma Display Lift Credenza</p>	GC0Y-2984	28	84	40	accommodates 42" plasma display
	GC0Y-2996	28	96	40	accommodates 54" plasma display
		2 full depth outside hinged door compartments 15" deep equipment shelves behind center doors with wire access to plasma display.			
Plasma Lift Remote Control Included		<i>LE</i> includes 2" figured anigre short grain border on top with 1¾" figured anigre short grain border on door fronts			

Description	Model Number	Overall Dimensions (in.)			Notes
		Depth	Width	Height	
Presentation Board with Base Cabinet	GVBC-1560	14½	60	77	Base cabinet with 4- 13¼" w hinged doors 26½" w upper hinged doors that close over 53" w x 45" h whiteboard
	GVBC-1572	14½	72	84	Base cabinet with 4- 16¼" w hinged doors 32½" w upper hinged doors that close over 65" w x 45" h whiteboard
	<p>Dry Erase writing surface back Fabric tacksurface on inside of upper doors 29" base cabinet height 1 adj. shelf behind each pair of hinged doors Unit will ship in 2 sections</p> <p style="text-align: right;">LE includes 1¾" figured anigre short grain border on panel door fronts</p>				
Hinged Door Plasma Display with Base Cabinet	GVDC-2154	20½	54	77	Base cabinet with 4-11¾" w hinged doors 23½" w upper hinged doors that close over 47" w x 36" h display area
	GVDC-2160	20½	60	77	Base cabinet with 4 -13¼" w hinged doors 26½" w upper hinged doors that close over 53" w x 36" h display area
	GVDC-2166	20½	66	77	Base cabinet with 4 -14¾" w hinged doors 29½" w upper hinged doors that close over 59" w x 36" h display area
	GVDC-2172	20½	72	77	Base cabinet with 4 -16¼" w hinged doors 32½" w upper hinged doors that close over 65" w x 36" h display area
<p>Fabric tack surface on inside of upper doors 36" base cabinet height 1 adj. shelf behind each pair of hinged doors Unit will ship in 2 sections</p> <p style="text-align: right;">LE includes 1¾" figured anigre short grain border on panel door fronts</p>					

Description	Model Number	Overall Dimensions (in.)			Notes
		Depth	Width	Height	
Hinged Door Presentation Board	GVBH-4848	8¼	51	52¼	24"w hinged doors
	GVBH-6048	8¼	63	52¼	30"w hinged doors
					
Fabric panels inside of doors Dry Erase writing surface interior					<i>LE</i> includes 1¾" figured anigre short grain border on panel door fronts
Podium	GVP-2130	21	30	42½	
	GVP-2136	21	36	42½	
					
Sloped speakers' shelf Fixed shelf in kneespace					<i>LE</i> includes 1¾" figured anigre short grain border on approach front panel
Telephone Cabinet	GVC-1524	15	24	29	4"h open phonebook shelf
					
					<i>LE</i> includes 1¾" figured anigre short grain border on top and 1¾" figured anigre short grain border on door front

Description	Model Number	Overall Dimensions (in.)			Notes
		Depth	Width	Height	
Occasional Drum Table 	GTD-202018	20	20	18	
	GTD-262620	26	26	20	
	GTD-323216	32	32	16	
	GTD-383816	38	38	16	
					<i>LE</i> includes 1¼" solid wood edge with 2" figured anigre short grain border on top
Occasional Cube Table 	GTC-262620	26	26	20	
	GTC-223220	22	32	20	
	GTC-323220	32	32	20	
					<i>LE</i> includes 1¼" solid wood edge with 2" figured anigre short grain border on top
Occasional Leg Table 	GTS4A-213616	21	36	16	
	GTS4A-214816	21	48	16	
	GTS4A-363616	36	36	16	
	GTS4A-213020	21	30	22	
	GTS4A-303020	30	30	22	
					<i>LE</i> includes 1¼" solid wood edge with 2" figured anigre short grain border on top
Occasional Panel End Table 	GTS2P-213616	21	36	16	
	GTS2P-214816	21	48	16	
	GTS2P-213020	21	30	20	
	GTS2P-303020	30	30	20	
					<i>LE</i> includes 1¼" solid wood edge with 2" figured anigre short grain border on top

Description	Model Number	Overall Dimensions (in.)			Notes
		Depth	Width	Height	
Round Conference Table with Cabriole Column Base	GTR1Y-3636	36	36	29	3 leg base with 21¾" spread
	GTR1Y-4242	42	42	29	4 leg base with 30" spread
	GTR1Y-4848	48	48	29	4 leg base with 30" spread
		<i>LE</i> includes 1¼" solid wood edge with 2" figured anigre short grain border on top			
Racetrack Conference Table with 2 Cabriole Column Bases	GTR2Y-3072	30	72	29	2- 3 leg base with 21¾" spread*
	GTR2Y-3672	36	72	29	2- 3 leg base with 21¾" spread*
	GTR2Y-4284	42	84	29	2- 4 leg base with 30" spread**
	GTR2Y-4296	42	96	29	2- 4 leg base with 30" spread**
		* <i>LE</i> includes 1¼" solid wood edge with 2" figured anigre short grain border on top ** <i>LE</i> includes 2" solid wood edge with 3" figured anigre short grain border on top			
Long grain direction top					
Round Conference Table with Cylinder Base	GTR1D-4242	42	42	29	19½" diameter base
	GTR1D-4848	48	48	29	19½" diameter base
	GTR1D-5454	54	54	29	25½" diameter base
	GTR1D-6060	60	60	29	25½" diameter base
		<i>LE</i> includes 1¼" solid wood edge with 2" figured anigre short grain border on top			