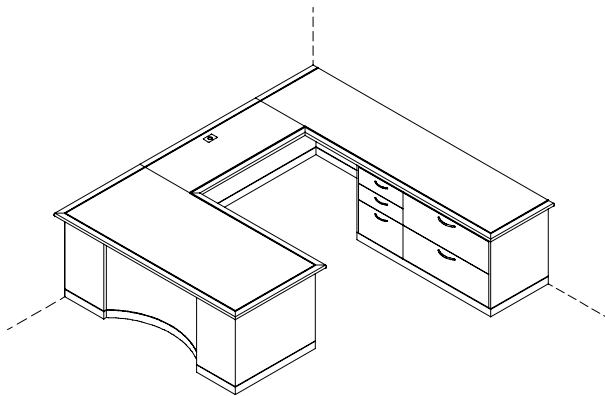


### CHARISMA

Charisma is a contemporary design that features a 1¼" cantilevered edge that projects 2". The top of the edge is flush with the worksurface and softened with a ¼" radius. The bottom of the edge is a gentle elliptical shape that forms the knife edge. This knife edge is mitered in all corners. Where return and bridge tops join desk and credenza worksurfaces, the edge is interrupted and continued with an inside mitered connection. The tops are supported by square cornered pedestals with a flush 2¾" high mitered hardwood base. This horizontal base is separated from the vertical side panel with an ⅛" recessed reveal. Where a pedestal is not present, there are vertical support panels that are 1¼" thick with square edges. The approach side of the desk has a stepped modesty panel, which allows visitor pull-up. The backs of credenzas are flush, finished and do not include the base detail. The finish on the pulls is polished chrome, or satin black. Black locks are standard on all drawers and are keyed alike by set-up.

This price list allows a certain amount of flexibility with the drawer storage components. The box-box-file pedestals (6-6-12) indicated with the letter A or C and the file-file (12-12) indicated with the letter B or D are interchangeable. Within the model number, the letters after the dimensional numbers communicate the drawer configuration. These letters indicate the sequence and type of drawer storage on the unit. The A, B, C and D pedestals are interchangeable at the same price.

The overall dimensions indicated throughout this price list for each item include the projection of the top detail. When components are configured together to form larger assemblies, this projected detail is eliminated but the body of the unit remains the same. Therefore the overall combined dimension of a configuration will not be the sum of the single unit's dimensions. This assures a transition between components that is tight and free of gaps. In some cases duplicated panels may be eliminated for a cleaner appearance. Contact the factory for exact dimensions if overall size of a configured unit is required.



**Configuration C/A**

overall dimension 104"D x 96"W x 29"H

Components:

Single Pedestal Desk  
Center Drawer

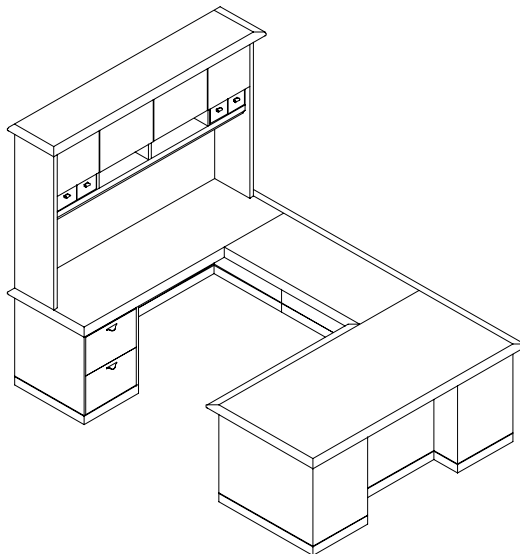
CDD-3678-CL  
ACD-21

Executive Height Bridge  
Articulating Keyboard Tray  
Large Black Grommet

CB0-2442  
AKTW-22  
AGR-BL

Kneespace Credenza with combination  
storage

CC0-2696-CFR



**Configuration C/B**

overall dimension 104"D x 84"W x 76"H

Components:

Single Pedestal Desk  
Center Drawer

CD0-3672-AR  
ACD-21

Executive Height Bridge

CB0-2442

Single Pedestal Kneespace Credenza

CC0-2684-CL

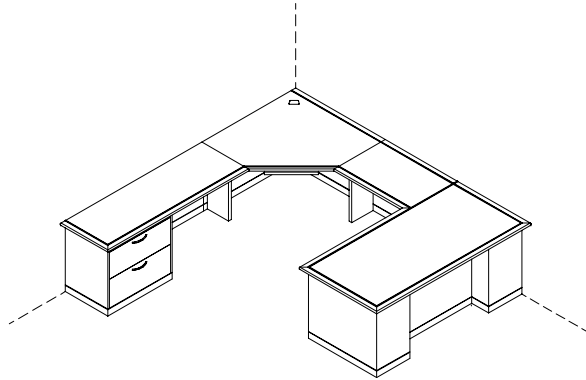
Combination Hi-Rise Storage  
Organizer Drawers (x2)

CSUD20-1684  
AUD

**CONFIGURATION EXAMPLES**

**Description**

**Model Number**



Configuration **C/M**  
overall dimension 102"D x 108"W x 29"H

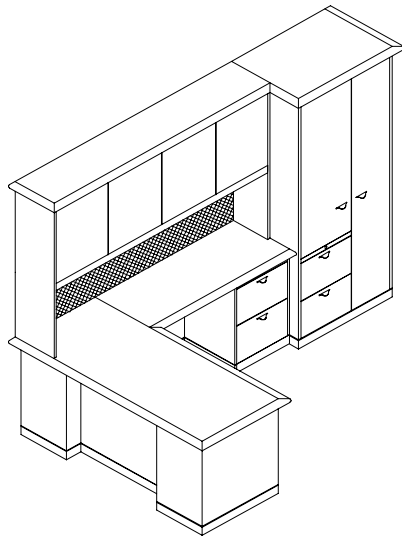
Components:

Single Pedestal Desk  
Center Drawer  
CDD-3672-AR  
ACD-21

Executive Height Bridge  
CB0-2442

Executive Height Corner Bridge  
Articulating Keyboard Tray  
Large Black Grommet  
CBC-4242  
AKTW-22  
AGR-BL

Kneespace Credenza with lateral file  
CC0-2166-FL



Configuration **C/L**  
overall dimension 66"D x 110"W x 76"H

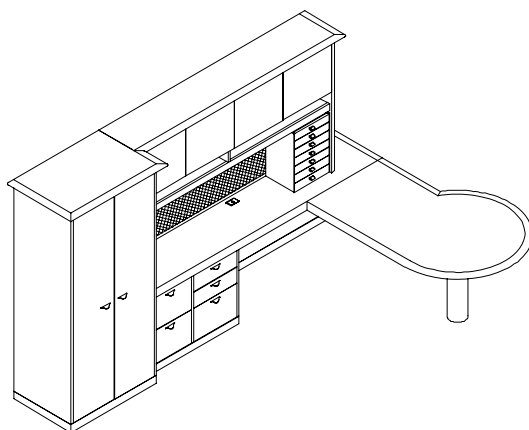
Components:

Single Pedestal Desk  
CD0-3066-AL

Executive Height Return  
CR0-2442-BR

Medium Profile Hi-Rise  
Tackboard  
CSUH21-1678  
ATBF-78

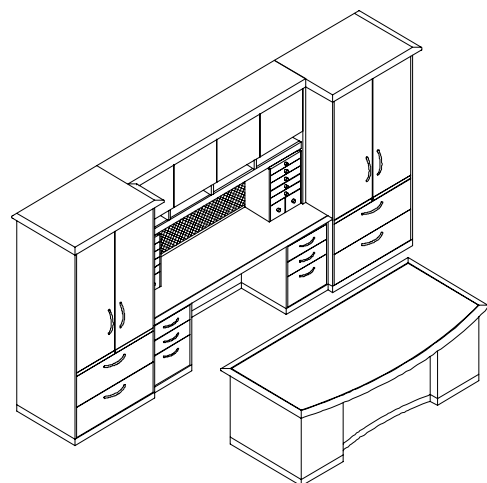
File Storage Anchor  
CSSD132-283476



Configuration **C/O**  
overall dimension 85"D x 116"W x 76"H

Components:

- |   |                                 |
|---|---------------------------------|
| Run-off P-Top Desk<br>with 6" chrome leg                    | CDPUH-4266                      |
| Double Pedestal Credenza<br>Large Black Grommet             | CC0-2172-BAL<br>AGR-BL          |
| Combination Hi-Rise Storage<br>Tackboard<br>Tasklight (48") | CSUD20-1672<br>ATBF-72<br>ATL48 |
| Upper Storage Flat Drawer Organizer                         | CSPK-1214                       |
| Full Shelving Anchor Storage                                | CSH015-233476                   |



Configuration **C/G**  
overall dimension 28"D x 144"W x 76"H

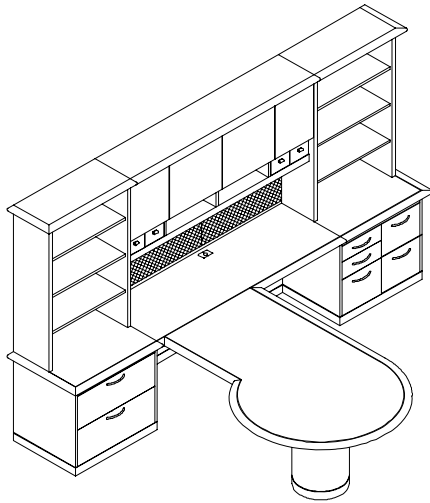
Components:

- |   |                                 |
|---|---------------------------------|
| Double Pedestal Desk  | CDD-3672-AB                     |
| File Storage Anchor   | CSS0132L-284076                 |
| Double Pedestal Kneespace Credenza                          | CC0-2672-AA                     |
| Combination Hi-Rise Storage<br>Tackboard<br>Tasklight (36") | CSUD20-1672<br>ATBF-44<br>ATL36 |
| Upper Storage Combination Drawer Organizer                  | CSPJ-1214                       |
| Upper Storage Combination Drawer Organizer                  | CSPJ-1214                       |
| File Storage Anchor   | CSS0132R-284076                 |

**CONFIGURATION EXAMPLES**

**Description**

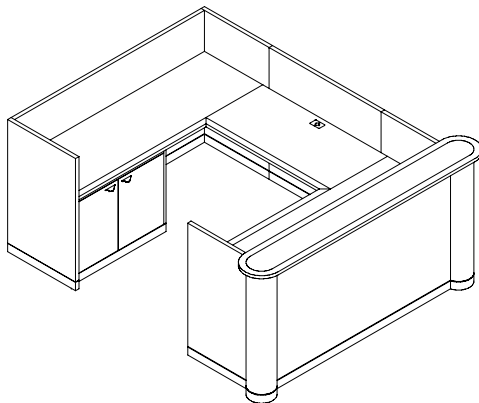
**Model Number**



Configuration **C/Q**  
overall dimension 90"D x 132"W x 76"H

Components:

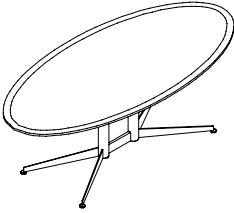
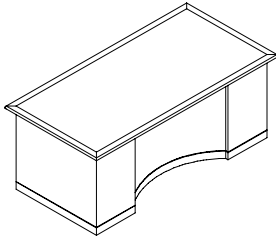
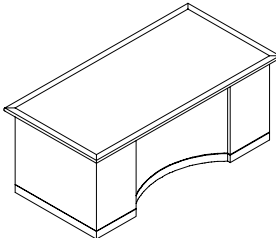
|   |    |                    |
|---|----|--------------------|
| Open Shelving over Lateral Files                        | 25 | CSFB132L-263476    |
| Open Kneespace Credenza<br>Large Black Grommet          | 16 | CC0-2672<br>AGR-BL |
| Run-off P-Top Desk                                      | 9  | CDPU-4266-L        |
| Hi-Rise with Linear Organizer<br>Organizer Drawers (x2) | 17 | CSUD20-1672        |
| Tackboard   | 22 | AUD<br>ATBF-72     |
| Tasklight (48")   |    | ATL48              |
| Open Shelving over Double Pedestal                      |    | CSFB135R-263476    |

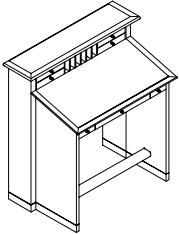
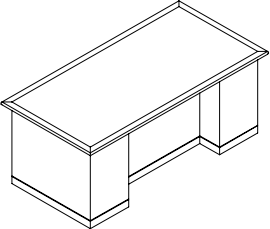
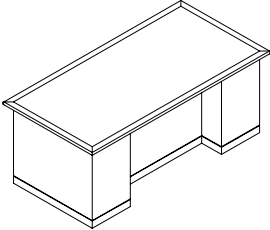


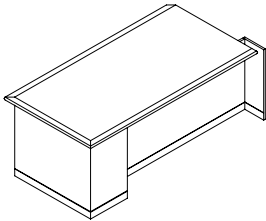
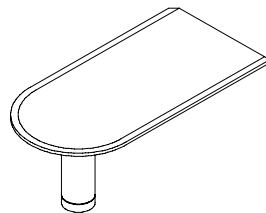
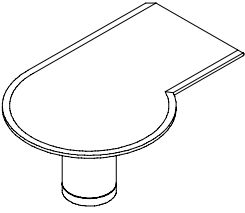
Configuration **C/S**  
overall dimension 97½"D x 84"W x 42½"H

Components:

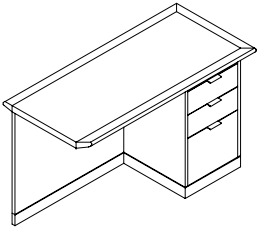
|   |    |                                    |
|---|----|------------------------------------|
| Reception Desk with Single Pedestal<br>Center Drawer<br>Large Black Grommet | 29 | CDCRTR-3484-AR<br>ACD-21<br>AGR-BL |
| Reception Desk Bridge<br>Large Black Grommet                                | 32 | CB0R-2442<br>AGR-BL                |
| Reception Desk Credenza   | 33 | CC0R-2272-HHL                      |

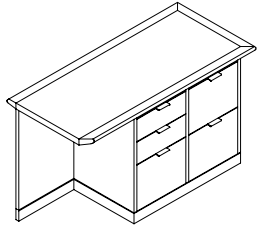
| Description   | Model Number | Overall Dimensions (in.) |       |        | Notes   |
|---|--------------|--------------------------|-------|--------|---|
|   |              | Depth                    | Width | Height |   |
|    | CT016-3472   | 33½                      | 72    | 29     |   |
|   | CT016-3678   | 36¼                      | 78    | 29     |   |
|   | CT016-3984   | 39                       | 84    | 29     |   |
|   | CT016-4290   | 41¾                      | 90    | 29     |   |
|   |              |                          |       |        | Available with Sunburst Pattern Top, contact factory for pricing. |
| Elongated "X" base  |              |                          |       |        |   |
|    | CDD-3066-AR  | 30                       | 66    | 29     | letter width b/b/f pedestal right                                 |
|   | CDD-3072-AR  | 30                       | 72    | 29     | letter width b/b/f pedestal right                                 |
|   | CDD-3672-AR  | 36                       | 72    | 29     | letter width b/b/f pedestal right                                 |
|   | CDD-3678-CR  | 36                       | 78    | 29     | legal width b/b/f pedestal right                                  |
|   | CDD-3684-CR  | 36                       | 84    | 29     | legal width b/b/f pedestal right                                  |
| Concave recessed modesty<br>Specify Left or <b>Right</b> (seated)                   |              | <b>(Right indicated)</b> |       |        |   |
|  | CDD-3066-AB  | 30                       | 66    | 29     | letter width b/b/f & f/f pedestals*                               |
|   | CDD-3072-AB  | 30                       | 72    | 29     | letter width b/b/f & f/f pedestals                                |
|   | CDD-3672-AB  | 36                       | 72    | 29     | letter width b/b/f & f/f pedestals                                |
|   | CDD-3678-CD  | 36                       | 78    | 29     | legal width b/b/f & f/f pedestals                                 |
|   | CDD-3684-CD  | 36                       | 84    | 29     | legal width b/b/f & f/f pedestals                                 |
| *note: narrow kneespace   |              |                          |       |        |   |
| Concave recessed modesty  |              |                          |       |        |   |

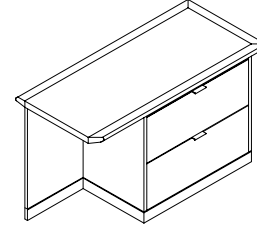
| Description   | Model Number               | Overall Dimensions (in.) |       |        | Notes                               |
|---|----------------------------|--------------------------|-------|--------|-------------------------------------|
|   |                            | Depth                    | Width | Height |                                     |
| Stand-up Table Desk   | CDI-3348                   | 33                       | 48    | 52     | 37½"w kneespace                     |
|    | CDI-3354                   | 33                       | 54    | 52     | 43½"w kneespace                     |
|   | CDI-3366                   | 33                       | 66    | 52     | 55½"w kneespace                     |
|   | Front edge is 41"h         |                          |       |        |                                     |
| Raised organizer components   |                            |                          |       |        |                                     |
| Single Pedestal Desk  | CD0-3066-AR                | 30                       | 66    | 29     | letter width b/b/f pedestal right   |
|    | CD0-3072-AR                | 30                       | 72    | 29     | letter width b/b/f pedestal right   |
|   | CD0-3672-AR                | 36                       | 72    | 29     | letter width b/b/f pedestal right   |
|   | CD0-3678-CR                | 36                       | 78    | 29     | legal width b/b/f pedestal right    |
|   | CD0-3684-CR                | 36                       | 84    | 29     | legal width b/b/f pedestal right    |
| Straight recessed modesty<br>Specify <b>L</b> eft or <b>R</b> ight (seated)         | ( <b>R</b> ight indicated) |                          |       |        |                                     |
| Double Pedestal Desk  | CD0-3066-AB                | 30                       | 66    | 29     | letter width b/b/f & f/f pedestals* |
|  | CD0-3072-AB                | 30                       | 72    | 29     | letter width b/b/f & f/f pedestals  |
|   | CD0-3672-AB                | 36                       | 72    | 29     | letter width b/b/f & f/f pedestals  |
|   | CD0-3678-CD                | 36                       | 78    | 29     | legal width b/b/f & f/f pedestals   |
|   | CD0-3684-CD                | 36                       | 84    | 29     | legal width b/b/f & f/f pedestals   |
| *note: narrow kneespace   |                            |                          |       |        |                                     |
| Straight recessed modesty   |                            |                          |       |        |                                     |

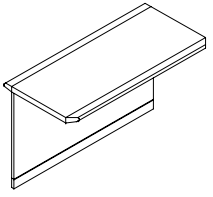
| Description  | Model Number                    | Overall Dimensions (in.) |       |        | Notes             |   |
|--|---------------------------------|--------------------------|-------|--------|-------------------|---|
|  |                                 | Depth                    | Width | Height |                   |   |
|                           | Run-off Desk w/ Single Pedestal | CDU-3048-AR              | 30    | 48     | 29                | letter width b/b/f pedestal right*      |
|  |                                 | CDU-3054-AR              | 30    | 54     | 29                | letter width b/b/f pedestal right       |
|  |                                 | CDU-3060-AR              | 30    | 60     | 29                | legal width b/b/f pedestal right        |
|  |                                 | CDU-3666-CR              | 36    | 66     | 29                | legal width b/b/f pedestal right        |
|  |                                 | CDU-3672-CR              | 36    | 72     | 29                | legal width b/b/f pedestal right        |
| Extension panel in front of modesty<br>Specify <b>Left</b> or <b>Right</b> (seated)                        |                                 |                          |       |        | (Right indicated) | *note: narrow kneespace                 |
|                           | Run-off Racetrack Desk          | CDRU-3048                | 30    | 48     | 29                |   |
|  |                                 | CDRU-3054                | 30    | 54     | 29                |   |
|  |                                 | CDRU-3060                | 30    | 60     | 29                |   |
|  |                                 | CDRU-3666                | 36    | 66     | 29                |   |
|  |                                 | CDRU-3672                | 36    | 72     | 29                |   |
| 8" diameter cylinder leg   |                                 |                          |       |        |                   |   |
|                         | Run-off P-Top Desk              | CDPU-4266-R              | 42    | 66     | 29                | 30" square left end, 42" diameter right |
|  |                                 | CDPU-4272-R              | 42    | 72     | 29                | 30" square left end, 42" diameter right |
|  |                                 | CDPU-4872-R              | 48    | 72     | 29                | 36" square left end, 48" diameter right |
|  |                                 | CDPU-4878-R              | 48    | 78     | 29                | 36" square left end, 48" diameter right |
|  |                                 | CDPU-4884-R              | 48    | 84     | 29                | 36" square left end, 48" diameter right |
| 16" diameter cylinder leg<br>Conferencing on approach side<br>Specify <b>Left</b> or <b>Right</b> (seated) |                                 |                          |       |        | (Right indicated) |   |



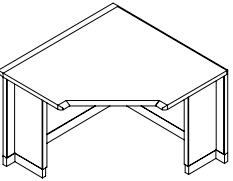
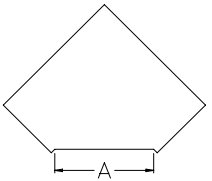
| Description   | Model Number              | Overall Dimensions (in.) |       |        | Notes                              |
|---|---------------------------|--------------------------|-------|--------|------------------------------------|
|   |                           | Depth                    | Width | Height |                                    |
|  | CR0-2442-AR               | 24                       | 44    | 29     | letter width b/b/f pedestal right* |
|   | CR0-2448-AR               | 24                       | 50    | 29     | letter width b/b/f pedestal right  |
|   | CR0-2454-CR               | 24                       | 56    | 29     | legal width b/b/f pedestal right   |
| Specify <b>Left</b> or <b>Right</b> (seated)                                      | ( <b>Right</b> indicated) |                          |       |        | *note: narrow kneespace            |

|   |                           |    |    |    |   |
|---|---------------------------|----|----|----|---|
|  | CR0-2442-ABR              | 24 | 44 | 29 | letter width b/b/f & f/f pedestals right* |
|   | CR0-2448-ABR              | 24 | 50 | 29 | letter width b/b/f & f/f pedestals right* |
|   | CR0-2454-CDR              | 24 | 56 | 29 | legal width b/b/f & f/f pedestals right*  |
| Specify <b>Left</b> or <b>Right</b> (seated)                                      | ( <b>Right</b> indicated) |    |    |    | *note: narrow kneespace                   |

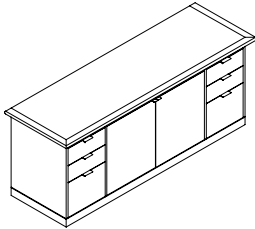
|   |                           |    |    |    |                           |
|---|---------------------------|----|----|----|---------------------------|
|  | CR0-2442-FR               | 24 | 44 | 29 | 34½"w lateral file right* |
|   | CR0-2448-FR               | 24 | 50 | 29 | 34½"w lateral file right* |
|   | CR0-2454-FR               | 24 | 56 | 29 | 34½"w lateral file right* |
| Specify <b>Left</b> or <b>Right</b> (seated)  | ( <b>Right</b> indicated) |    |    |    | *note: narrow kneespace   |

| Description   | Model Number | Overall Dimensions (in.) |       |        | Notes |
|---|--------------|--------------------------|-------|--------|-------|
|   |              | Depth                    | Width | Height |       |
|  | CB0-2124     | 21                       | 28    | 29     |       |
|   | CB0-2130     | 21                       | 34    | 29     |       |
|   | CB0-2136     | 21                       | 40    | 29     |       |
|   | CB0-2142     | 21                       | 46    | 29     |       |
|   | CB0-2148     | 21                       | 52    | 29     |       |
|   | CB0-2154     | 21                       | 60    | 29     |       |
|   | CB0-2424     | 24                       | 28    | 29     |       |
|   | CB0-2430     | 24                       | 34    | 29     |       |
|   | CB0-2436     | 24                       | 40    | 29     |       |
|   | CB0-2442     | 24                       | 46    | 29     |       |
|   | CB0-2448     | 24                       | 52    | 29     |       |
|   | CB0-2454     | 24                       | 60    | 29     |       |

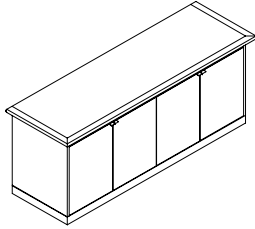
Full back panel

|   |          |    |    |    |  |
|---|----------|----|----|----|--|
|   | CBC-3636 | 36 | 36 | 29 | Connects to 21" units each side*<br>"A" = 22 <sup>5</sup> / <sub>8</sub> "   |
|   | CBC-4242 | 42 | 42 | 29 | Connects to 21" or 24" units each side*<br><br>21" units each side "A" = 31 <sup>1</sup> / <sub>8</sub> "<br><br>24" unit on one side and 21" or 24" unit on other side "A" = 25 <sup>1</sup> / <sub>2</sub> "                             |
|  |          |    |    |    | *Depth of connecting units will determine actual top size. Corner bridge may be longer and adjacent unit shorter to maintain a 45° front edge. The adjustment will be made at the factory and will not affect the overall configured size. |

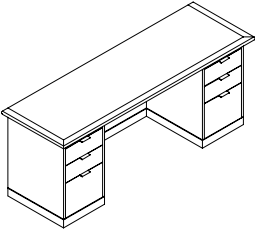
Full back panels with 10" deep perpendicular support legs.

| Description   | Model Number  | Overall Dimensions (in.) |       |        | Notes  |
|---|---------------|--------------------------|-------|--------|--|
|   |               | Depth                    | Width | Height |  |
|  | CC0-2166-AHHA | 21                       | 66    | 29     | letter width b/b/f pedestals,<br>2 hinged doors center |
|   | CC0-2172-AHHA | 21                       | 72    | 29     | letter width b/b/f pedestals,<br>2 hinged doors center |
|   | CC0-2178-CHHC | 21                       | 78    | 29     | legal width b/b/f pedestals,<br>2 hinged doors center  |
|   | CC0-2184-CHHC | 21                       | 84    | 29     | legal width b/b/f pedestals,<br>2 hinged doors center  |
|   | CC0-2666-AHHA | 26                       | 66    | 29     | letter width b/b/f pedestals,<br>2 hinged doors center |
|   | CC0-2672-AHHA | 26                       | 72    | 29     | letter width b/b/f pedestals,<br>2 hinged doors center |
|   | CC0-2678-CHHC | 26                       | 78    | 29     | legal width b/b/f pedestals,<br>2 hinged doors center  |
|   | CC0-2684-CHHC | 26                       | 84    | 29     | legal width b/b/f pedestals,<br>2 hinged doors center  |

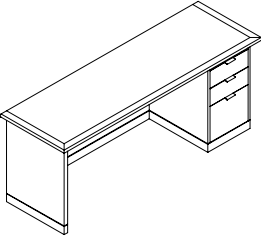
1 adjustable shelf behind pair of center hinged doors

|  |               |    |    |    |                       |
|--|---------------|----|----|----|-----------------------|
|  | CC0-2166-HHHH | 21 | 66 | 29 | 2 bay, 4 hinged doors |
|  | CC0-2172-HHHH | 21 | 72 | 29 | 2 bay, 4 hinged doors |
|  | CC0-2178-HHHH | 21 | 78 | 29 | 2 bay, 4 hinged doors |
|  | CC0-2184-HHHH | 21 | 84 | 29 | 2 bay, 4 hinged doors |
|  | CC0-2666-HHHH | 26 | 66 | 29 | 2 bay, 4 hinged doors |
|  | CC0-2672-HHHH | 26 | 72 | 29 | 2 bay, 4 hinged doors |
|  | CC0-2678-HHHH | 26 | 78 | 29 | 2 bay, 4 hinged doors |
|  | CC0-2684-HHHH | 26 | 84 | 29 | 2 bay, 4 hinged doors |

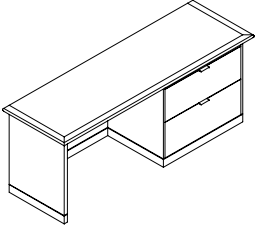
1 adjustable shelf behind each pair hinged doors  
2 pair of equal size hinged doors

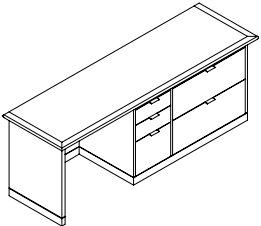
| Description  | Model Number | Overall Dimensions (in.) |       |        | Notes                           |
|--|--------------|--------------------------|-------|--------|---------------------------------|
|  |              | Depth                    | Width | Height |                                 |
| Double Pedestal Kneespace<br>Credenza<br> | CC0-2166-AA  | 21                       | 66    | 29     | 2 letter width b/b/f pedestals* |
|  | CC0-2172-AA  | 21                       | 72    | 29     | 2 letter width b/b/f pedestals  |
|  | CC0-2178-CC  | 21                       | 78    | 29     | 2 legal width b/b/f pedestals   |
|  | CC0-2184-CC  | 21                       | 84    | 29     | 2 legal width b/b/f pedestals   |
|  | CC0-2666-AA  | 26                       | 66    | 29     | 2 letter width b/b/f pedestals* |
|  | CC0-2672-AA  | 26                       | 72    | 29     | 2 letter width b/b/f pedestals  |
|  | CC0-2678-CC  | 26                       | 78    | 29     | 2 legal width b/b/f pedestals   |
|  | CC0-2684-CC  | 26                       | 84    | 29     | 2 legal width b/b/f pedestals   |

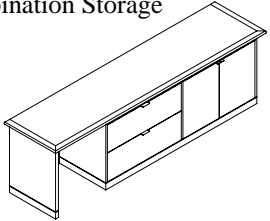
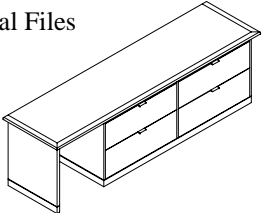
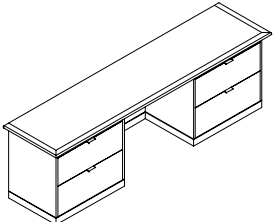
\*note: narrow kneespace

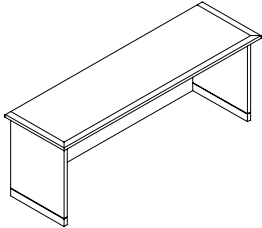
|   |             |    |    |    |                             |
|---|-------------|----|----|----|-----------------------------|
| Single Pedestal Kneespace<br>Credenza<br> | CC0-2166-AR | 21 | 66 | 29 | letter width b/b/f pedestal |
|   | CC0-2172-AR | 21 | 72 | 29 | letter width b/b/f pedestal |
|   | CC0-2178-CR | 21 | 78 | 29 | legal width b/b/f pedestal  |
|   | CC0-2184-CR | 21 | 84 | 29 | legal width b/b/f pedestal  |
|   | CC0-2666-AR | 26 | 66 | 29 | letter width b/b/f pedestal |
|   | CC0-2672-AR | 26 | 72 | 29 | letter width b/b/f pedestal |
|   | CC0-2678-CR | 26 | 78 | 29 | legal width b/b/f pedestal  |
|   | CC0-2684-CR | 26 | 84 | 29 | legal width b/b/f pedestal  |

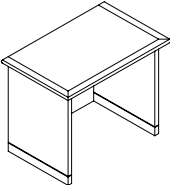
Specify Left or Right (right shown)

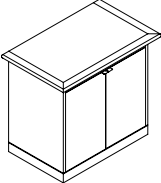
| Description   | Model Number | Overall Dimensions (in.) |       |        | Notes                   |
|---|--------------|--------------------------|-------|--------|-------------------------|
|   |              | Depth                    | Width | Height |                         |
|  | CC0-2166-FR  | 21                       | 66    | 29     | 1- 34½"w lateral file*  |
|   | CC0-2172-FR  | 21                       | 72    | 29     | 1- 34½"w lateral file   |
|   | CC0-2178-FR  | 21                       | 78    | 29     | 1- 34½"w lateral file   |
|   | CC0-2184-FR  | 21                       | 84    | 29     | 1- 34½"w lateral file   |
|   | CC0-2666-FR  | 26                       | 66    | 29     | 1- 34½"w lateral file*  |
|   | CC0-2672-FR  | 26                       | 72    | 29     | 1- 34½"w lateral file   |
|   | CC0-2678-FR  | 26                       | 78    | 29     | 1- 34½"w lateral file   |
|   | CC0-2684-FR  | 26                       | 84    | 29     | 1- 34½"w lateral file   |
|   |              |                          |       |        | *note: narrow kneespace |
| Specify <b>Left</b> or <b>Right</b> (right shown)                                 |              |                          |       |        |                         |

|  |              |    |    |    |   |
|--|--------------|----|----|----|---|
|  | CC0-2178-AFR | 21 | 78 | 29 | letter width b/b/f pedestal<br>1- 34½"w lateral file* |
|  | CC0-2184-CFR | 21 | 84 | 29 | legal width b/b/f pedestal<br>1- 34½"w lateral file*  |
|  | CC0-2196-CFR | 21 | 96 | 29 | legal width b/b/f pedestal<br>1- 34½"w lateral file   |
|  | CC0-2678-AFR | 26 | 78 | 29 | letter width b/b/f pedestal<br>1- 34½"w lateral file* |
|  | CC0-2684-CFR | 26 | 84 | 29 | legal width b/b/f pedestal<br>1- 34½"w lateral file*  |
|  | CC0-2696-CFR | 26 | 96 | 29 | legal width b/b/f pedestal<br>1- 34½"w lateral file   |
|  |              |    |    |    | *note: narrow kneespace                               |
| Specify <b>Left</b> or <b>Right</b> (right shown)                                  |              |    |    |    |   |

| Description   | Model Number   | Overall Dimensions (in.) |       |        | Notes                                 |
|---|----------------|--------------------------|-------|--------|---------------------------------------|
|   |                | Depth                    | Width | Height |                                       |
| Extended Credenza with<br>Combination Storage<br>              | CC0-2196-EHHR  | 21                       | 96    | 29     | 28½"w lateral file, 28½"w hinged door |
|   | CC0-21108-FHHR | 21                       | 108   | 29     | 34½"w lateral file, 34½"w hinged door |
|   | CC0-2696-EHHR  | 26                       | 96    | 29     | 28½"w lateral file, 28½"w hinged door |
|   | CC0-26108-FHHR | 26                       | 108   | 29     | 34½"w lateral file, 34½"w hinged door |
| Specify <b>Left</b> or <b>Right</b> (seated)<br>Unit will ship as 1 piece unless specified otherwise  |                |                          |       |        |                                       |
| Extended Credenza with Double<br>Lateral Files<br>             | CC0-2196-EER   | 21                       | 96    | 29     | 2- 28½"w lateral files                |
|   | CC0-21108-FFR  | 21                       | 108   | 29     | 2- 34½"w lateral files                |
|   | CC0-2696-EER   | 26                       | 96    | 29     | 2- 28½"w lateral files                |
|   | CC0-26108-FFR  | 26                       | 108   | 29     | 2- 34½"w lateral files                |
| Specify <b>Left</b> or <b>Right</b> (seated)<br>Unit will ship as 1 piece unless specified otherwise  |                |                          |       |        |                                       |
| Extended Kneespace Credenza<br>with Double Lateral Files<br> | CC0-2196-EE    | 21                       | 96    | 29     | 2- 28½"w lateral files                |
|   | CC0-21108-FF   | 21                       | 108   | 29     | 2- 34½"w lateral files                |
|   | CC0-21120-FF   | 21                       | 120   | 29     | 2- 34½"w lateral files                |
|   | CC0-2696-EE    | 26                       | 96    | 29     | 2- 28½"w lateral files                |
|   | CC0-26108-FF   | 26                       | 108   | 29     | 2- 34½"w lateral files                |
|   | CC0-26120-FF   | 26                       | 120   | 29     | 2- 34½"w lateral files                |
| Unit will ship as 1 piece unless specified otherwise  |                |                          |       |        |                                       |

| Description   | Model Number | Overall Dimensions (in.) |       |        | Notes |
|---|--------------|--------------------------|-------|--------|-------|
|   |              | Depth                    | Width | Height |       |
|  | CC0-2166     | 21                       | 66    | 29     |       |
|   | CC0-2172     | 21                       | 72    | 29     |       |
|   | CC0-2178     | 21                       | 78    | 29     |       |
|   | CC0-2184     | 21                       | 84    | 29     |       |
|   | CC0-2666     | 26                       | 66    | 29     |       |
|   | CC0-2672     | 26                       | 72    | 29     |       |
|   | CC0-2678     | 26                       | 78    | 29     |       |
|   | CC0-2684     | 26                       | 84    | 29     |       |

|   |          |    |    |    |  |
|---|----------|----|----|----|--|
|  | CC0-2130 | 21 | 30 | 29 |  |
|   | CC0-2136 | 21 | 36 | 29 |  |
|   | CC0-2142 | 21 | 42 | 29 |  |
|   | CC0-2148 | 21 | 48 | 29 |  |
|   | CC0-2630 | 26 | 30 | 29 |  |
|   | CC0-2636 | 26 | 36 | 29 |  |
|   | CC0-2642 | 26 | 42 | 29 |  |
|   | CC0-2648 | 26 | 48 | 29 |  |

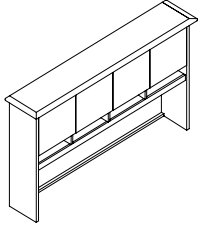
|   |             |    |    |    |  |
|---|-------------|----|----|----|--|
|  | CSH011-2134 | 21 | 34 | 29 |  |
|   | CSH011-2140 | 21 | 40 | 29 |  |
|   | CSH011-2634 | 26 | 34 | 29 |  |
|   | CSH011-2640 | 26 | 40 | 29 |  |

(note: no lock standard)

1 adjustable shelf behind doors

CHARISMA

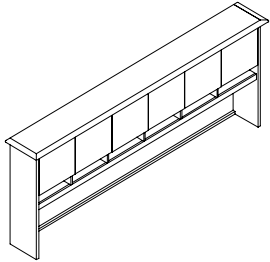
| Description  | Model Number | Overall Dimensions (in.) |       |        | Notes                 |
|--|--------------|--------------------------|-------|--------|-----------------------|
|  |              | Depth                    | Width | Height |                       |
| Combination Hi-Rise Storage with Upper Hinged Doors and Linear Organizer | CSUD20-1666  | 16                       | 66    | 47     | 2 bay, 4 hinged doors |
|  | CSUD20-1672  | 16                       | 72    | 47     | 2 bay, 4 hinged doors |
|  | CSUD20-1678  | 16                       | 78    | 47     | 2 bay, 4 hinged doors |
|  | CSUD20-1684  | 16                       | 84    | 47     | 2 bay, 4 hinged doors |



**Optional Organizer Drawers ( see page 20 for pricing)**

Unit will ship as 1 piece unless specified otherwise

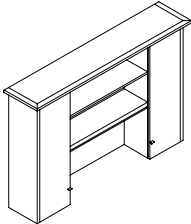
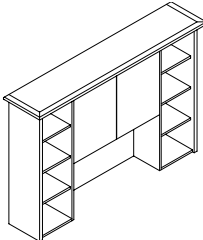
|  |              |    |     |    |                       |
|--|--------------|----|-----|----|-----------------------|
| Combination Hi-Rise Storage with Upper Hinged Doors and Linear Organizer | CSUD30-1696  | 16 | 96  | 47 | 3 bay, 6 hinged doors |
|  | CSUD30-16108 | 16 | 108 | 47 | 3 bay, 6 hinged doors |
|  | CSUD30-16120 | 16 | 120 | 47 | 3 bay, 6 hinged doors |

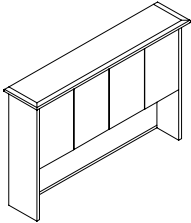


**Optional Organizer Drawers ( see page 20 for pricing)**

Unit will ship as 1 piece unless specified otherwise

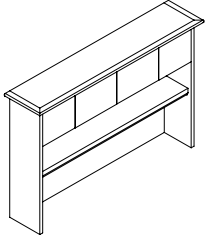


| Description  | Model Number  | Overall Dimensions (in.) |       |        | Notes   |
|--|---------------|--------------------------|-------|--------|---|
|  |               | Depth                    | Width | Height |   |
|   | CSUI331-1666  | 16                       | 66    | 47     | end hinged doors,<br>30½" w open center shelf   |
|  | CSUI331-1672  | 16                       | 72    | 47     | end hinged doors,<br>36½" w open center shelf   |
|  | CSUI331-1678  | 16                       | 78    | 47     | end hinged doors,<br>36½" w open center shelf   |
|  | CSUI431-1684  | 16                       | 84    | 47     | end hinged doors,<br>2 - 20 <sup>7</sup> / <sub>8</sub> " w double bay center                       |
|  | CSUI331-1696  | 16                       | 96    | 47     | 2 hinged doors each end,<br>32" w open center shelf   |
|  | CSUI331-16108 | 16                       | 108   | 47     | 2 hinged doors each end,<br>32" w open center shelf   |
|  | CSUI431-16120 | 16                       | 120   | 47     | 2 hinged doors each end,<br>2 - 21 <sup>5</sup> / <sub>8</sub> " w double bay center                |
| 3 adjustable shelves behind end doors<br>1 adjustable center shelf<br>Unit will ship as 1 piece unless specified otherwise |               |                          |       |        | (note: 20" clearance between center fixed bottom shelf and worksurface)                             |
|    | CSUC331-1666  | 16                       | 66    | 47     | end open shelves, 2 center hinged doors<br>30½" w center opening                                    |
|  | CSUC331-1672  | 16                       | 72    | 47     | end open shelves, 2 center hinged doors<br>36½" w center opening                                    |
|  | CSUC331-1678  | 16                       | 78    | 47     | end open shelves, 2 center hinged doors<br>36½" w center opening                                    |
|  | CSUC431-1684  | 16                       | 84    | 47     | end open shelves, 2 center hinged doors<br>2 - 20 <sup>7</sup> / <sub>8</sub> " w double bay center |
|  | CSUC331-1696  | 16                       | 96    | 47     | end open shelves, 2 center hinged doors<br>32" w center opening                                     |
|  | CSUC331-16108 | 16                       | 108   | 47     | end open shelves, 2 center hinged doors<br>32" w center opening                                     |
|  | CSUC431-16120 | 16                       | 120   | 47     | end open shelves, 2 center hinged doors<br>2 - 21 <sup>5</sup> / <sub>8</sub> " w double bay center |
| 3 adjustable end shelves<br>1 adjustable shelf behind doors<br>Unit will ship as 1 piece unless specified otherwise        |               |                          |       |        | (note: 20" clearance between center fixed bottom shelf and worksurface)                             |

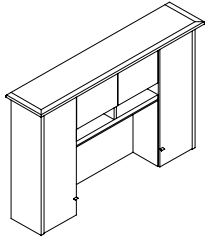
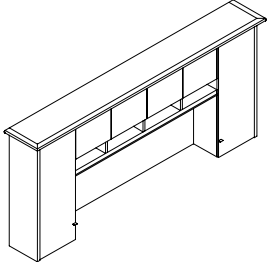
| Description   | Model Number | Overall Dimensions (in.) |       |        | Notes                 |
|---|--------------|--------------------------|-------|--------|-----------------------|
|   |              | Depth                    | Width | Height |                       |
|  | CSUH21-1666  | 16                       | 66    | 47     | 2 bay, 4 hinged doors |
|   | CSUH21-1672  | 16                       | 72    | 47     | 2 bay, 4 hinged doors |
|   | CSUH21-1678  | 16                       | 78    | 47     | 2 bay, 4 hinged doors |
|   | CSUH21-1684  | 16                       | 84    | 47     | 2 bay, 4 hinged doors |
|   | CSUH31-1696  | 16                       | 96    | 47     | 3 bay, 6 hinged doors |
|   | CSUH31-16108 | 16                       | 108   | 47     | 3 bay, 6 hinged doors |
|   | CSUH31-16120 | 16                       | 120   | 47     | 3 bay, 6 hinged doors |

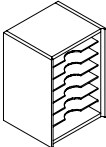
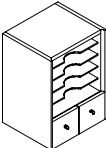
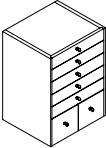
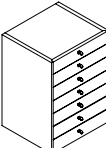
1 adjustable shelf behind each pair of doors  
Unit will ship as 1 piece unless specified otherwise

(note: 20" clearance between fixed  
bottom shelf and worksurface)

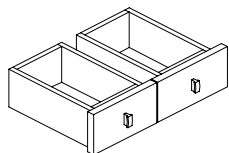
|   |              |    |     |    |                       |
|---|--------------|----|-----|----|-----------------------|
|  | CSUE20-1666  | 16 | 66  | 47 | 2 bay, 4 hinged doors |
|   | CSUE20-1672  | 16 | 72  | 47 | 2 bay, 4 hinged doors |
|   | CSUE20-1678  | 16 | 78  | 47 | 2 bay, 4 hinged doors |
|   | CSUE20-1684  | 16 | 84  | 47 | 2 bay, 4 hinged doors |
|   | CSUE30-1696  | 16 | 96  | 47 | 3 bay, 6 hinged doors |
|   | CSUE30-16108 | 16 | 108 | 47 | 3 bay, 6 hinged doors |
|   | CSUE30-16120 | 16 | 120 | 47 | 3 bay, 6 hinged doors |

Unit will ship as 1 piece unless specified otherwise

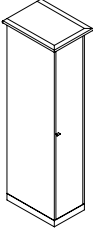
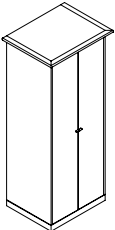
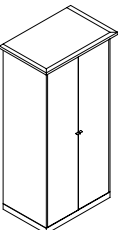
| Description  | Model Number  | Overall Dimensions (in.) |       |        | Notes   |
|--|---------------|--------------------------|-------|--------|---|
|  |               | Depth                    | Width | Height |   |
| Combination Hi-Rise Storage with Upper Hinged Doors and Linear Organizer<br><br>  | CSUF330-1666  | 16                       | 66    | 47     | 3 bay, 4 hinged doors, 30½" w center opening                            |
|  | CSUF330-1672  | 16                       | 72    | 47     | 3 bay, 4 hinged doors, 36½" w center opening                            |
|  | CSUF330-1678  | 16                       | 78    | 47     | 3 bay, 4 hinged doors, 36½" w center opening                            |
|  | CSUF330-1684  | 16                       | 84    | 47     | 3 bay, 4 hinged doors, 42½" w center opening                            |
|  |               |                          |       |        | (note: 20" clearence between center fixed bottom shelf and worksurface) |
|  |               |                          |       |        | <b>Optional Organizer Drawers</b>                                       |
| 3 adjustable shelves behind end doors<br>Unit will ship as 1 piece unless specified otherwise  |               |                          |       |        |   |
| Combination Hi-Rise Storage with Upper Hinged Doors and Linear Organizer<br><br> | CSUF430-1696  | 16                       | 96    | 47     | 4 bay, 6 hinged doors, 32" w center opening                             |
|  | CSUF430-16108 | 16                       | 108   | 47     | 4 bay, 6 hinged doors, 32"w center opening                              |
|  | CSUF430-16120 | 16                       | 120   | 47     | 4 bay, 6 hinged doors, 44"w center opening                              |
|  |               |                          |       |        | (note: 20" clearence between center fixed bottom shelf and worksurface) |
|  |               |                          |       |        | <b>Optional Organizer Drawers</b>                                       |
| 3 adjustable shelves behind end doors<br>Unit will ship as 1 piece unless specified otherwise  |               |                          |       |        |   |

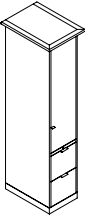
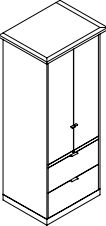
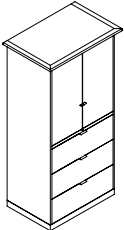
| Description  | Model Number | Overall Dimensions (in.) |       |        | Notes   |
|--|--------------|--------------------------|-------|--------|---|
|  |              | Depth                    | Width | Height |   |
| Upper Storage Open Organizer<br><br>          | CSPS-1214    | 12¼                      | 14¼   | 20     | 12½"w shelves   |
|  | CSPS-1217    | 12¼                      | 17¼   | 20     | 15½"w shelves   |
| 6- ¼" black dividers, 7 openings   |              |                          |       |        | (note: can only be used in Hi-Rise Storage units with 20" clearance between fixed bottom shelf and worksurface) |
| Upper Storage Combination Organizer<br><br>   | CSPI-1214    | 12¼                      | 14¼   | 20     | 12½"w shelves, 5"w drawers  |
|  | CSPI-1217    | 12¼                      | 17¼   | 20     | 15½"w shelves, 6½"w drawers   |
| 4- ¼" black dividers, 5 openings<br>2- 5¼" base box drawers  |              |                          |       |        | (note: can only be used in Hi-Rise Storage units with 20" clearance between fixed bottom shelf and worksurface) |
| Upper Storage Combination Organizer<br><br>  | CSPJ-1214    | 12¼                      | 14¼   | 20     | 11½"w upper drawers, 5"w lower drawers  |
|  | CSPJ-1217    | 12¼                      | 17¼   | 20     | 14½"w upper drawers, 6½"w lower drawers   |
| 5- 2¾" upper flat drawers<br>2- 5¼" base box drawers   |              |                          |       |        | (note: can only be used in Hi-Rise Storage units with 20" clearance between fixed bottom shelf and worksurface) |
| Upper Storage Flat Drawer Organizer<br><br> | CSPK-1214    | 12¼                      | 14¼   | 20     | 11½"w drawers   |
|  | CSPK-1217    | 12¼                      | 17¼   | 20     | 14½"w drawers   |
| 7- 2¾" flat drawers  |              |                          |       |        | (note: can only be used in Hi-Rise Storage units with 20" clearance between fixed bottom shelf and worksurface) |

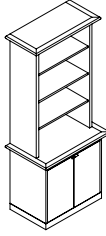
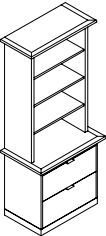
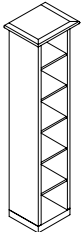
| Description                     | Model Number | Overall Dimensions (in.) |       |        | Notes            |
|---------------------------------|--------------|--------------------------|-------|--------|------------------|
|                                 |              | Depth                    | Width | Height |                  |
| Upper Storage Organizer Drawers | AUD          |                          |       |        | Set of 2 Drawers |



2 drawers per opening

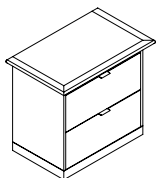
| Description   | Model Number  | Overall Dimensions (in.) |       |        | Notes   |
|---|---|--------------------------|-------|--------|---|
|   |   | Depth                    | Width | Height |   |
|                  | Full Shelving Anchor Storage<br>CSH015R-232076                            | 23                       | 19¾   | 76     | full height hinged door with coat hook  |
|   | CSH015R-232376  | 23                       | 22¾   | 76     | full height hinged door with coat hook  |
|   | CSH015R-282076  | 28                       | 19¾   | 76     | full height hinged door with coat hook  |
|   | CSH015R-282376  | 28                       | 22¾   | 76     | full height hinged door with coat hook  |
|   |   |                          |       |        | (note: no lock standard)  |
| 5 adjustable shelves behind door<br>Specify <b>Left</b> or <b>Right</b> hinged door (right shown) |   |                          |       |        |   |
|                  | Full Shelving Anchor Storage<br>CSH015-233476                             | 23                       | 34    | 76     | 2 full height hinged doors  |
|   | CSH015-234076   | 23                       | 40    | 76     | 2 full height hinged doors  |
|   | CSH015-283476   | 28                       | 34    | 76     | 2 full height hinged doors  |
|   | CSH015-284076   | 28                       | 40    | 76     | 2 full height hinged doors  |
|   |   |                          |       |        | (note: no lock standard)  |
| 5 adjustable shelves behind doors   |   |                          |       |        |   |
|                | Wardrobe-Shelving Anchor Storage<br>Full Wardrobe Anchor<br>CSD025-283476 | 28                       | 34    | 76     | 2 full height hinged doors<br>5 adjustable shelves on right half<br>Coat rod on left half |
|   | CSD025-284076   | 28                       | 40    | 76     | 2 full height hinged doors<br>5 adjustable shelves on right half<br>Coat rod on left half |
|   | CSC011-283476   | 28                       | 34    | 76     | 2 full height hinged doors<br>full width coat rod & hat shelf inside                      |
|   | CSC011-284076   | 28                       | 40    | 76     | 2 full height hinged doors<br>full width coat rod & hat shelf inside                      |
|   |   |                          |       |        | (note: no lock standard)  |

| Description   | Model Number    | Overall Dimensions (in.) |       |        | Notes                                 |
|---|-----------------|--------------------------|-------|--------|---------------------------------------|
|   |                 | Depth                    | Width | Height |                                       |
|  <p>File-Storage Anchor</p>                | CSS0132R-232076 | 23                       | 19¾   | 76     | 2 letter width file drawers           |
|   | CSS0132R-232376 | 23                       | 22¾   | 76     | 2 legal width file drawers            |
|   | CSS0132R-282076 | 28                       | 19¾   | 76     | 2 letter width file drawers           |
|   | CSS0132R-282376 | 28                       | 22¾   | 76     | 2 legal width file drawers            |
|   |                 |                          |       |        | (note: lock standard on drawers only) |
| 3 adjustable upper shelves behind hinged door<br>Specify <b>L</b> eft or <b>R</b> ight hinged door (right shown)            |                 |                          |       |        |                                       |
|  <p>File-Storage Anchor</p>                | CSS0132-233476  | 23                       | 34    | 76     | 2- 28½" w lateral file drawers        |
|   | CSS0132-234076  | 23                       | 40    | 76     | 2- 34½" w lateral file drawers        |
|   | CSS0132-283476  | 28                       | 34    | 76     | 2- 28½" w lateral file drawers        |
|   | CSS0132-284076  | 28                       | 40    | 76     | 2- 34½" w lateral file drawers        |
|   |                 |                          |       |        | (note: lock standard on drawers only) |
| 3 adjustable upper shelves behind pair of hinged doors  |                 |                          |       |        |                                       |
|  <p>File-Storage Anchor w/ 3 Drawers</p> | CSS0123-233476  | 23                       | 34    | 76     | 3- 28½" w lateral file drawers        |
|   | CSS0123-234076  | 23                       | 40    | 76     | 3- 34½" w lateral file drawers        |
|   | CSS0123-283476  | 28                       | 34    | 76     | 3- 28½" w lateral file drawers        |
|   | CSS0123-284076  | 28                       | 40    | 76     | 3- 34½" w lateral file drawers        |
|   |                 |                          |       |        | (note: lock standard on drawers only) |
| 2 adjustable upper shelves behind pair of hinged doors  |                 |                          |       |        |                                       |

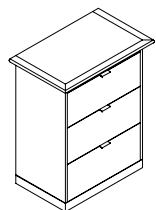
| Description   | Model Number                     | Overall Dimensions (in.) |       |        | Notes |  |
|---|----------------------------------|--------------------------|-------|--------|-------|--|
|   |                                  | Depth                    | Width | Height |       |  |
|    | Open Shelving over Hinged Doors  | CSHB131-213476           | 21    | 34     | 76    | adjustable shelf behind lower hinged doors |
|   |                                  | CSHB131-214076           | 21    | 40     | 76    | adjustable shelf behind lower hinged doors |
|   |                                  | CSHB131-263476           | 26    | 34     | 76    | adjustable shelf behind lower hinged doors |
|   |                                  | CSHB131-264076           | 26    | 40     | 76    | adjustable shelf behind lower hinged doors |
| (note: no lock standard)  |                                  |                          |       |        |       |  |
| 3 adjustable upper shelves<br>16" upper unit depth                                  |                                  |                          |       |        |       |  |
|    | Open Shelving over Lateral Files | CSFB132-213476           | 21    | 34     | 76    | 2- 28½" w lateral file drawers             |
|   |                                  | CSFB132-214076           | 21    | 40     | 76    | 2- 34½" w lateral file drawers             |
|   |                                  | CSFB132-263476           | 26    | 34     | 76    | 2- 28½" w lateral file drawers             |
|   |                                  | CSFB132-264076           | 26    | 40     | 76    | 2- 34½ lateral file drawers                |
| (note: lock standard on drawers only)   |                                  |                          |       |        |       |  |
| 3 adjustable upper shelves<br>16" upper unit depth                                  |                                  |                          |       |        |       |  |
|  | End Accent Open Shelving         | CSB015-162076            | 16    | 19¾    | 76    | 5 adjustable shelves                       |
|   |                                  | CSB015-162376            | 16    | 22¾    | 76    | 5 adjustable shelves                       |
|   |                                  | CSB015-232076            | 23    | 19¾    | 76    | 5 adjustable shelves                       |
|   |                                  | CSB015-232376            | 23    | 22¾    | 76    | 5 adjustable shelves                       |



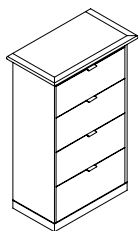
| Description           | Model Number | Overall Dimensions (in.) |       |        | Notes                         |
|-----------------------|--------------|--------------------------|-------|--------|-------------------------------|
|                       |              | Depth                    | Width | Height |                               |
| 2 Drawer Lateral File | CSF0102-2134 | 21                       | 34    | 29     | 2- 28½"w lateral file drawers |
|                       | CSF0102-2140 | 21                       | 40    | 29     | 2- 34½"w lateral file drawers |

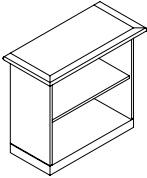
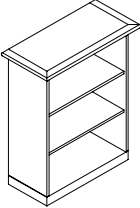
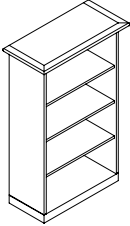
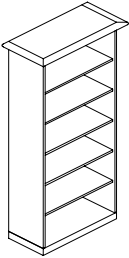


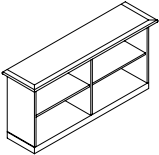
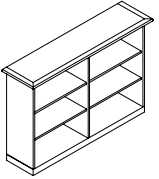
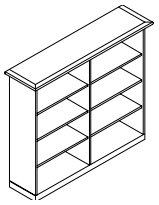
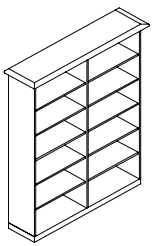
|                       |              |    |    |     |                               |
|-----------------------|--------------|----|----|-----|-------------------------------|
| 3 Drawer Lateral File | CSF0103-2134 | 21 | 34 | 42½ | 3- 28½"w lateral file drawers |
|                       | CSF0103-2140 | 21 | 40 | 42½ | 3- 34½"w lateral file drawers |

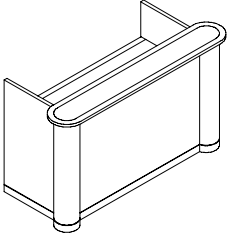


|                       |              |    |    |     |                               |
|-----------------------|--------------|----|----|-----|-------------------------------|
| 4 Drawer Lateral File | CSF0104-2134 | 21 | 34 | 54¾ | 4- 28½"w lateral file drawers |
|                       | CSF0104-2140 | 21 | 40 | 54¾ | 4- 34½"w lateral file drawers |

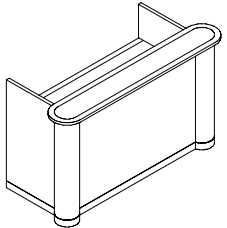


| Description   | Model Number | Overall Dimensions (in.) |       |        | Notes                |
|---|--------------|--------------------------|-------|--------|----------------------|
|   |              | Depth                    | Width | Height |                      |
|    | CSB011-1534  | 15                       | 34    | 29     | 1 adjustable shelf   |
|   | CSB011-1540  | 15                       | 40    | 29     | 1 adjustable shelf   |
| (note: single binder shelf)   |              |                          |       |        |                      |
|    | CSB012-1534  | 15                       | 34    | 42½    | 2 adjustable shelves |
|   | CSB012-1540  | 15                       | 40    | 42½    | 2 adjustable shelves |
|   | CSB013-1534  | 15                       | 34    | 54¾    | 3 adjustable shelves |
|   | CSB013-1540  | 15                       | 40    | 54¾    | 3 adjustable shelves |
|  | CSB015-1534  | 15                       | 34    | 76     | 5 adjustable shelves |
|   | CSB015-1540  | 15                       | 40    | 76     | 5 adjustable shelves |

| Description   | Model Number | Overall Dimensions (in.) |       |        | Notes                         |
|---|--------------|--------------------------|-------|--------|-------------------------------|
|   |              | Depth                    | Width | Height |                               |
| Double Bay Bookcase   | CSB021-1563  | 15                       | 63¼   | 29     | 1 adjustable shelf each bay   |
|   | CSB021-1575  | 15                       | 75¼   | 29     | 1 adjustable shelf each bay   |
|    |              |                          |       |        | (note: single binder shelf)   |
| Double Bay Bookcase   | CSB022-1563  | 15                       | 63¼   | 42½    | 2 adjustable shelves each bay |
|   | CSB022-1575  | 15                       | 75¼   | 42½    | 2 adjustable shelves each bay |
|    |              |                          |       |        |                               |
| Double Bay Bookcase   | CSB023-1563  | 15                       | 63¼   | 54¾    | 3 adjustable shelves each bay |
|   | CSB023-1575  | 15                       | 75¼   | 54¾    | 3 adjustable shelves each bay |
|   |              |                          |       |        |                               |
| Double Bay Bookcase   | CSB025-1563  | 15                       | 63¼   | 76     | 5 adjustable shelves each bay |
|   | CSB025-1575  | 15                       | 75¼   | 76     | 5 adjustable shelves each bay |
|  |              |                          |       |        |                               |

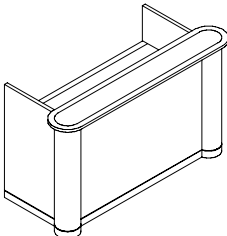
| Description  | Model Number | Overall Dimensions (in.) |       |        | Notes            |
|--|--------------|--------------------------|-------|--------|------------------|
|  |              | Depth                    | Width | Height |                  |
| Reception Desk Enclosure<br>w/ Column Corners<br> | CDCRTR-3472  | 33½                      | 72    | 42½    | 57½" w kneespace |
|  | CDCRTR-3484  | 33½                      | 84    | 42½    | 69½" w kneespace |
|  | CDCRTR-3496  | 33½                      | 96    | 42½    | 81½" w kneespace |

Racetrack transaction top

|  |                |     |    |     |                              |
|--|----------------|-----|----|-----|------------------------------|
| Single Pedestal Reception Desk<br>w/ Column Corners<br> | CDCRTR-3472-AR | 33½ | 72 | 42½ | letter width b/b/f pedestal* |
|  | CDCRTR-3484-AR | 33½ | 84 | 42½ | letter width b/b/f pedestal  |
|  | CDCRTR-3496-CR | 33½ | 96 | 42½ | legal width b/b/f pedestal   |

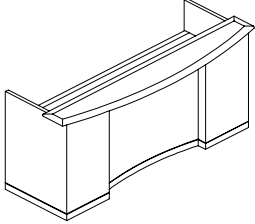
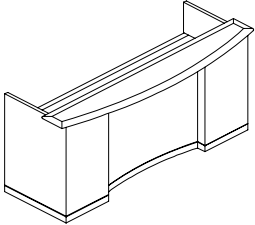
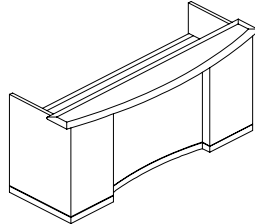
\*note: kneespace too narrow for return

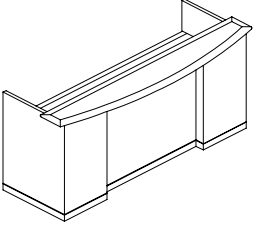
Racetrack transaction top Specify **Left** or **Right** (seated)

|  |                |     |    |     |                                     |
|--|----------------|-----|----|-----|-------------------------------------|
| Double Pedestal Reception Desk<br>w/ Column Corners<br> | CDCRTR-3472-AB | 33½ | 72 | 42½ | letter width b/b/f & f/f pedestals* |
|  | CDCRTR-3484-AB | 33½ | 84 | 42½ | letter width b/b/f & f/f pedestals  |
|  | CDCRTR-3496-CD | 33½ | 96 | 42½ | legal width b/b/f & f/f pedestals   |

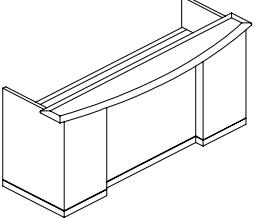
\*note: narrow kneespace

Racetrack transaction top

| Description   | Model Number                                   | Overall Dimensions (in.) |       |        | Notes                              |
|---|--|--------------------------|-------|--------|------------------------------------|
|   |  | Depth                    | Width | Height |                                    |
| Reception Desk Enclosure<br>w/ Concave Stepped Modesty<br>         | CDDRTRF-3472                                   | 34                       | 72    | 42½    |                                    |
|   | CDDRTRF-3484                                   | 34                       | 84    | 42½    |                                    |
|   | CDDRTRF-3496                                   | 34                       | 96    | 42½    |                                    |
| Bowfront transaction top  |  |                          |       |        |                                    |
| Single Pedestal Reception Desk<br>w/ Concave Stepped Modesty<br>   | CDDRTRF-3472-AR                                | 34                       | 72    | 42½    | letter width b/b/f pedestal        |
|   | CDDRTRF-3484-AR                                | 34                       | 84    | 42½    | letter width b/b/f pedestal        |
|   | CDDRTRF-3496-CR                                | 34                       | 96    | 42½    | legal width b/b/f pedestal         |
| Bowfront transaction top  | Specify <b>L</b> eft or <b>R</b> ight (seated) |                          |       |        |                                    |
| Double Pedestal Reception Desk<br>w/ Concave Stepped Modesty<br> | CDDRTRF-3472-AB                                | 34                       | 72    | 42½    | letter width b/b/f & f/f pedestals |
|   | CDDRTRF-3484-AB                                | 34                       | 84    | 42½    | letter width b/b/f & f/f pedestals |
|   | CDDRTRF-3496-CD                                | 34                       | 96    | 42½    | legal width b/b/f & f/f pedestals  |
| Bowfront transaction top  |  |                          |       |        |                                    |

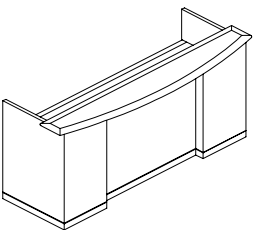
| Description  | Model Number | Overall Dimensions (in.) |       |        | Notes            |
|--|--------------|--------------------------|-------|--------|------------------|
|  |              | Depth                    | Width | Height |                  |
| Reception Desk Enclosure<br>w/ Straight Stepped Modesty<br> | CDSRTF-3472  | 34                       | 72    | 42½    | 57½" w kneespace |
|  | CDSRTF-3484  | 34                       | 84    | 42½    | 69½" w kneespace |
|  | CDSRTF-3496  | 34                       | 96    | 42½    | 81½" w kneespace |

Bowfront transaction top

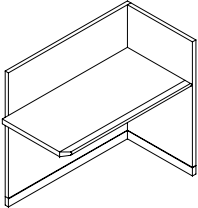
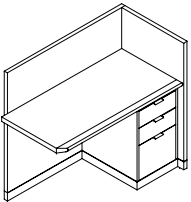
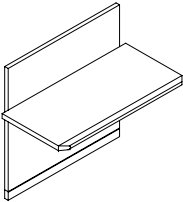
|  |                |    |    |     |                             |
|--|----------------|----|----|-----|-----------------------------|
| Single Pedestal Reception Desk<br>w/ Straight Stepped Modesty<br> | CDSTRF-3472-AR | 34 | 72 | 42½ | letter width b/b/f pedestal |
|  | CDSTRF-3484-AR | 34 | 84 | 42½ | letter width b/b/f pedestal |
|  | CDSTRF-3496-CR | 3  | 96 | 42½ | legal width b/b/f pedestal  |

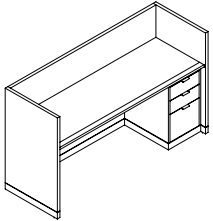
Bowfront transaction top

Specify **Left** or **Right** (seated)

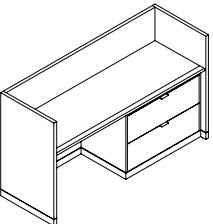
|  |                |    |    |     |                                    |
|--|----------------|----|----|-----|------------------------------------|
| Double Pedestal Reception Desk<br>w/ Straight Stepped Modesty<br> | CDSRTF-3472-AB | 34 | 72 | 42½ | letter width b/b/f & f/f pedestals |
|  | CDSRTF-3484-AB | 34 | 84 | 42½ | letter width b/b/f & f/f pedestals |
|  | CDSRTF-3496-CD | 34 | 96 | 42½ | legal width b/b/f & f/f pedestals  |

Bowfront transaction top

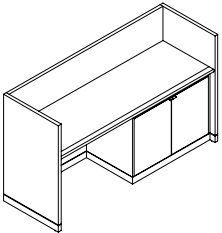
| Description   | Model Number         | Overall Dimensions (in.)  |       |        | Notes                       |
|---|----------------------|---------------------------|-------|--------|-----------------------------|
|   |                      | Depth                     | Width | Height |                             |
| Reception Desk Return Enclosure   | CR0R-2436- <b>R</b>  | 24                        | 39¼   | 41¼    |                             |
|   | CR0R-2442- <b>R</b>  | 24                        | 45¼   | 41¼    |                             |
|    |                      |                           |       |        |                             |
| Executive height worksurface<br>Specify <b>L</b> eft or <b>R</b> ight (seated)      |                      | <b>(R</b> ight indicated) |       |        |                             |
| Reception Desk Return w/ Pedestal   | CR0R-2436- <b>AR</b> | 24                        | 39¼   | 41¼    | letter width b/b/f pedestal |
|   | CR0R-2442- <b>AR</b> | 24                        | 45¼   | 41¼    | letter width b/b/f pedestal |
|    |                      |                           |       |        |                             |
| Executive height worksurface<br>Specify <b>L</b> eft or <b>R</b> ight (seated)      |                      | <b>(R</b> ight indicated) |       |        |                             |
| Reception Desk Bridge   | CB0R-2442            | 24                        | 46    | 41¼    |                             |
|   | CB0R-2448            | 24                        | 52    | 41¼    |                             |
|   | CB0R-2454            | 24                        | 58    | 41¼    |                             |
|  |                      |                           |       |        |                             |

| Description   | Model Number | Overall Dimensions (in.) |       |        | Notes                             |
|---|--------------|--------------------------|-------|--------|-----------------------------------|
|   |              | Depth                    | Width | Height |                                   |
|  | CC0R-2260-AR | 22                       | 60    | 41¼    | letter width b/b/f pedestal right |
|   | CC0R-2272-CR | 22                       | 72    | 41¼    | legal width b/b/f pedestal right  |
|   | CC0R-2284-CR | 22                       | 84    | 41¼    | legal width b/b/f pedestal right  |
|   | CC0R-2760-AR | 27                       | 60    | 41¼    | letter width b/b/f pedestal right |
|   | CC0R-2772-CR | 27                       | 72    | 41¼    | letter width b/b/f pedestal right |
|   | CC0R-2784-CR | 27                       | 84    | 41¼    | legal width b/b/f pedestal right  |

Specify **Left** or **Right** (right shown)

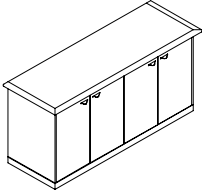
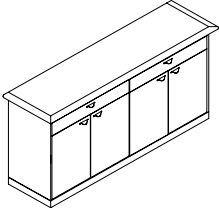
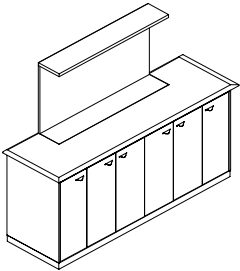
|   |              |    |    |     |                          |
|---|--------------|----|----|-----|--------------------------|
|  | CC0R-2260-ER | 22 | 60 | 41¼ | 30" w lateral file right |
|   | CC0R-2272-FR | 22 | 72 | 41¼ | 36" w lateral file right |
|   | CC0R-2284-FR | 22 | 84 | 41¼ | 36" w lateral file right |
|   | CC0R-2760-ER | 27 | 60 | 41¼ | 30" w lateral file right |
|   | CC0R-2772-FR | 27 | 72 | 41¼ | 36" w lateral file right |
|   | CC0R-2784-FR | 27 | 84 | 41¼ | 36" w lateral file right |

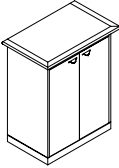
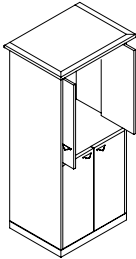
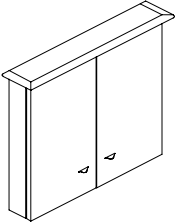
Specify **Left** or **Right** (right shown)

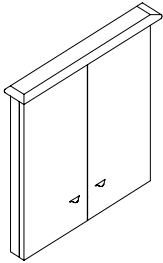
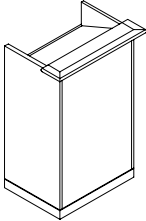
|   |               |    |    |     |                         |
|---|---------------|----|----|-----|-------------------------|
|  | CC0R-2260-HHR | 22 | 60 | 41¼ | 30" w hinged door right |
|   | CC0R-2272-HHR | 22 | 72 | 41¼ | 36" w hinged door right |
|   | CC0R-2284-HHR | 22 | 84 | 41¼ | 36" w hinged door right |
|   | CC0R-2760-HHR | 27 | 60 | 41¼ | 30" w hinged door right |
|   | CCOR-2772-HHR | 27 | 72 | 41¼ | 36" w hinged door right |
|   | CCOR-2784-HHR | 27 | 84 | 41¼ | 36" w hinged door right |

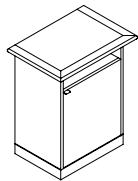
Specify **Left** or **Right** (right shown)

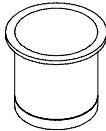
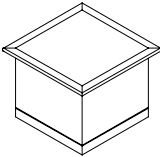
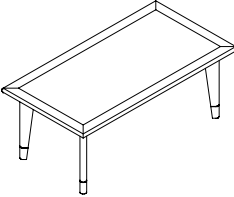
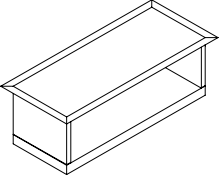


| Description   | Model Number     | Overall Dimensions (in.) |       |        | Notes  |
|---|------------------|--------------------------|-------|--------|--|
|   |                  | Depth                    | Width | Height |  |
|  <p>Conference Room Credenza</p>       | CC0V-2172-HHHH   | 21                       | 72    | 36     | 2 bays, 4 hinged doors   |
|   | CC0V-2184-HHHH   | 21                       | 84    | 36     | 2 bays, 4 hinged doors   |
|   | CC0V-2196-HHHHHH | 21                       | 96    | 36     | 3 bays, 6 hinged doors   |
|   | CC0V-2672-HHHH   | 26                       | 72    | 36     | 2 bays, 4 hinged doors   |
|   | CC0V-2684-HHHH   | 26                       | 84    | 36     | 2 bays, 4 hinged doors   |
|   | CC0V-2696-HHHHHH | 26                       | 96    | 36     | 3 bays, 6 hinged doors   |
| 2 adjustable shelves behind each pair of hinged doors   |                  |                          |       |        |  |
|  <p>Conference Room Credenza</p>       | CC0V-2172-GGGG   | 21                       | 72    | 36     | 2 bays, 4 hinged doors   |
|   | CC0V-2184-GGGG   | 21                       | 84    | 36     | 2 bays, 4 hinged doors   |
|   | CC0V-2196-GGGGGG | 21                       | 96    | 36     | 3 bays, 6 hinged doors   |
|   | CC0V-2672-GGGG   | 26                       | 72    | 36     | 2 bays, 4 hinged doors   |
|   | CC0V-2684-GGGG   | 26                       | 84    | 36     | 2 bays, 4 hinged doors   |
|   | CC0V-2696-GGGGGG | 26                       | 96    | 36     | 3 bays, 6 hinged doors   |
| Single 6" box drawer above each pair of hinged doors<br>1 adjustable shelf behind each pair of hinged doors             |                  |                          |       |        |  |
|  <p>Plasma Display Lift Credenza</p> | CC0Y-2984        | 29                       | 84    | 40     | accommodates 42" plasma display  |
|   | CC0Y-2996        | 29                       | 96    | 40     | accommodates 54" plasma display  |
|   |                  |                          |       |        | 2 full depth outside hinged door compartments<br>14½" deep equipment shelves behind center doors<br>with wire access to plasma display |
| Plasma lift remote control included   |                  |                          |       |        |  |

| Description   | Model Number        | Overall Dimensions (in.) |       |        | Notes   |
|---|---------------------|--------------------------|-------|--------|---|
|   |                     | Depth                    | Width | Height |   |
|    | CVH002-263443       | 26                       | 34    | 42½    | 2 hinged doors                                    |
|   | CVH002-264043       | 26                       | 40    | 42½    | 2 hinged doors                                    |
|   | CVH0C2-263443       | 26                       | 34    | 42½    | 2 hinged doors with casters                       |
|   | CVH0C2-264043       | 26                       | 40    | 42½    | 2 hinged doors with casters                       |
|   |                     |                          |       |        | (note: no lock standard)                          |
| 2 adjustable shelves standard   |                     |                          |       |        |   |
|    | CVHR02-263468-0-VS2 | 26                       | 34    | 64     | 2 upper retractable doors<br>2 lower hinged doors |
|   | CVHR02-264068-0-VS2 | 26                       | 40    | 64     | 2 upper retractable doors<br>2 lower hinged doors |
| 2 adjustable shelves standard   |                     |                          |       |        |   |
| 2 ventilation slots   |                     |                          |       |        |   |
|  | CVDH-4839           | 12                       | 52    | 40¼    |   |
|   | CVDH-5439           | 12                       | 58    | 40¼    |   |
|   | CVDH-6039           | 12                       | 64    | 40¼    |   |
|   | CVDH-6639           | 12                       | 70    | 40¼    |   |
| Fabric panels inside of doors   |                     |                          |       |        |   |

| Description   | Model Number  | Overall Dimensions (in.) |       |        | Notes                    |
|---|---|--------------------------|-------|--------|--------------------------|
|   |   | Depth                    | Width | Height |                          |
| Hinged Door Presentation Board  | CVBH-4848   | 8                        | 52    | 49¼    |                          |
|  | CVBH-6048   | 8                        | 64    | 49¼    |                          |
|   | Fabric panels inside of doors<br>Dry Erase writing surface interior |                          |       |        |                          |
| Podium  | CVP-2130  | 21                       | 30    | 42½    |                          |
|  | CVP-2136  | 21                       | 36    | 42½    |                          |
|   | Sloped speakers' shelf<br>Fixed shelf in kneespace                  |                          |       |        |                          |
| Telephone Cabinet   | CVC-1624  | 16                       | 24    | 29     | 4"h open phonebook shelf |



| Description   | Model Number | Overall Dimensions (in.) |       |        | Notes |
|---|--------------|--------------------------|-------|--------|-------|
|   |              | Depth                    | Width | Height |       |
| Occasional Drum Table<br>        | CTD-181818   | 18                       | 18    | 18     |       |
|   | CTD-222220   | 22                       | 22    | 20     |       |
|   | CTD-282816   | 28                       | 28    | 16     |       |
|   | CTD-343416   | 34                       | 34    | 16     |       |
| Occasional Cube Table<br>        | CTC-222220   | 22                       | 22    | 20     |       |
|   | CTC-223220   | 22                       | 32    | 20     |       |
|   | CTC-323220   | 32                       | 32    | 20     |       |
| Occasional Leg Table<br>        | CTS4L-203616 | 20                       | 36    | 16     |       |
|   | CTS4L-204216 | 20                       | 42    | 16     |       |
|   | CTS4L-204816 | 20                       | 48    | 16     |       |
|   | CTS4L-203020 | 20                       | 30    | 20     |       |
|   | CTS4L-303020 | 30                       | 30    | 20     |       |
| Diagonal tapered legs   |              |                          |       |        |       |
| Occasional Panel End Table<br> | CTS2B-204216 | 20                       | 42    | 16     |       |
|   | CTS2B-204816 | 20                       | 48    | 16     |       |
| Full bottom shelf connects panels   |              |                          |       |        |       |